

Math Delight - 3

Universal Active Math

Math has many languages

The language of hands and fingers
The language of words
The language of sounds
The language of pictures
The language of things
The language of shapes
The language of patterns
The language of numbers

Math does not have only one language. Therefore it cannot be learned only through paper, pen or blackboard nor can it be memorized/ learned by rote.

Universal Active Math method aims at introducing all the languages of math. We will use objects for the language of things, and then for the language of pictures and the language of numbers we will use Math Delight.

A child who is familiar with this way of learning math, would enjoy, discover, understand, and master math.

Mitin huapzo Math zirna:

Math hian zirdan phung tam tak a nei a

Kut leh kutzungtang hmang a zirna,
Thumal hmanga zirna
Ri hmanga zirna
Milem hmanga zirna
Thil pian hmang/ hmel hmang
atanga zirna Thil ziarang hmanga zirna
Thil tam lam chhiar / ziak emaw hmanga zirna

Math hian zirdan phung kawng khat chauh a nei lo a, paper, pen leh blackboard emaw hmang chauha, zirtheih a ni lo a, tin rilru a vawn emaw, awmzia hre lo a, zir theih a ni hek lo a ni. mitin huapzo math zirna hian kawng hrang hranga Math zirdan phung hriattir hi a tum ber a ni. Hmuhtheih/hriatheih thil hmang in kan zir thei a, thil awmdan leh landan te leh a zat chhiar/ chhut chhuah hmangte pawhin Mathematics hi nuam takin kan zir thei bawk a ni.

Heng math zirdan kawng hrang hrang kan tarlan te hi naupangin bel leh tlangnel taka an hriat chuan math zir nuam an lo ti in thil thar hmuh chhuah kawngah te, hriat thiamna kawngah te leh thiamnal leh nel tak in Mathematics an zir thei dawn a ni.

Universal Active Math
Math Delight - 3

Conceived and Written by

Dr. Vivek Monteiro, Geeta Mahashabde
Universal Active Math team

NAVNIRMITI LEARNING FOUNDATION

Supported By

TATA TRUSTS

TRENT LIMITED
A TATA ENTERPRISE

eduGenie®

AIZAWL DIOCESE SOCIAL DEVELOPMENT WING
ZORAM ENTU PAWL

Universal Active Math - Math Delight iil (Of a series of Math Delight I to VIII)

© **Vivek Monteiro, Geeta Mahashabde, Navnirmiti Trust, Navnirmiti Learning Foundation**

First Edition : 2007
Latest Revised Version with additions - 2018
Mizo-English bilingual Edition - 2021

All rights reserved with Navnirmiti Learning Foundation

Published by : Navnirmiti Learning Foundation

Graphics and Design :
Russell Gonsalves, Geeta Mahashabde, Soni Yadav, Lokesh Daga

Cover Design : Arya Rothe

Mizo Translation : Quality Education Project Team

Authors' and Contributors' team for the series :
Vivek Monteiro, Geeta Mahashabde, Teachers of Goa, Vathsala Sharma, Sushma Bakshi, Soni Yadav, Dinesh Lahoti, Lokesh Daga and Navnirmiti and Edugenie's material generation teams

Supported By : Priyanvada Barbhai, Swati More, Varsha Khanvelkar, Vathsala Sharma, Fundilal Mali, Swati Joshi, Khushboo Lahoti, Tanima Paul

Navnirmiti Learning Foundation, Pune
☎ 9850303396 ✉ navnirmitilearning@gmail.com
🌐 www.navnirmitilearning.org

Edugenie, Guwahati
☎ 8486020288/388 ✉ myedugenie@gmail.com
🌐 www.myedugenie.com

Navnirmiti Trust, Mumbai

Navnirmiti Eduquality, Mumbai ☎ 022-25773215 ✉ navnirmitieduquality@gmail.com

Ten Ones = One Ten

There are 9 units
on the slate.

M - Lung lehkha ah sawm
hnuai lam 9 a awm.

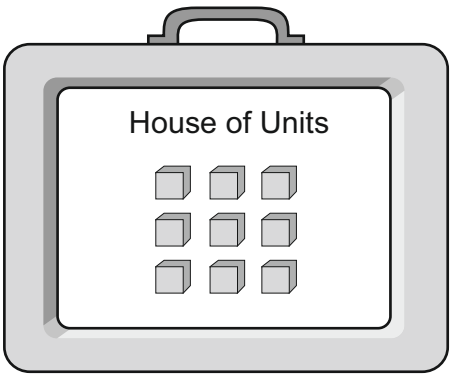

Add one more unit.
Now there are ten units.

M - Pakhat kan belh leh
chuan sawm bi a lo ni ang.

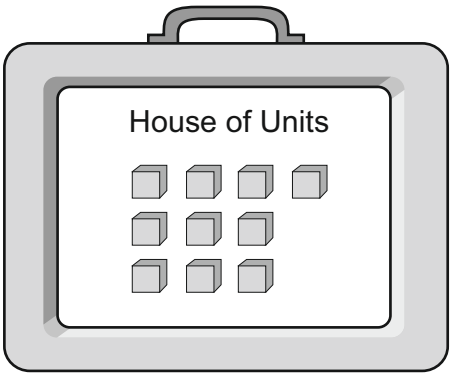

Join ten units together to make a rod of ten. We call this rod a 'ten'.
Ten units joined, make a ten.
Make a house of ‘tens’. Keep the rod of ten in the house of tens.
The units house is now empty.

M - Bawm ah kan dah ang a pa In/pa Sawm bi sawm kan zawm chuan rod sawm kan siam anga.
Chu rod chu sawm kan ti thei ang.
Sawm bi kan zawm in sawm a siam avang in sawm bawm a lo ni ang.
Rod sawm kha sawm bawm chu a lo ruak ang.

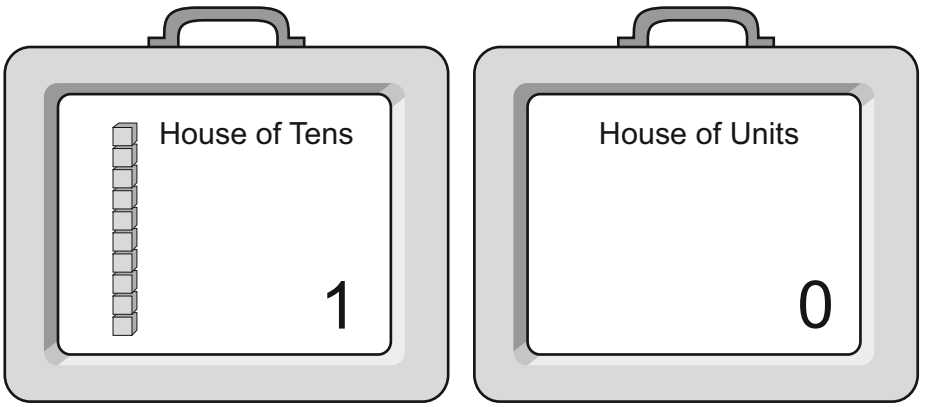

Ten Units = One Ten

Ten Units = 1 Ten =

Tens	Units
1	0

= 10

Making Tens with beads

Thi hmang a sawm bi siam dan

There are 9 beads on the slate.

Thi pakua hi lung lehkha ah a awm a.

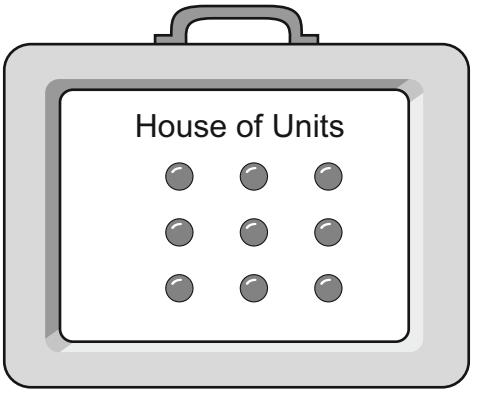

Add one more bead. Now there are ten beads on the slate.

Thil pakhat kan dah belh chuan thi sawm lung lehkha ah alo awm ang

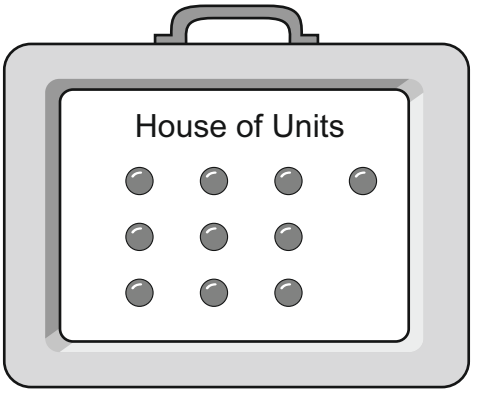

String the ten beads to make a garland of ten beads. We call this a ‘ten’. Keep it in the house of tens.

Heng thi sawm te hi awrh theih tur in kan thil khawm anga, a vaiin sawm ani a'.sawm In ah kan dah ang'.

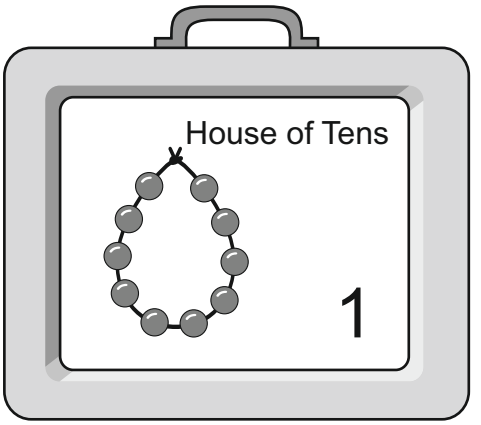

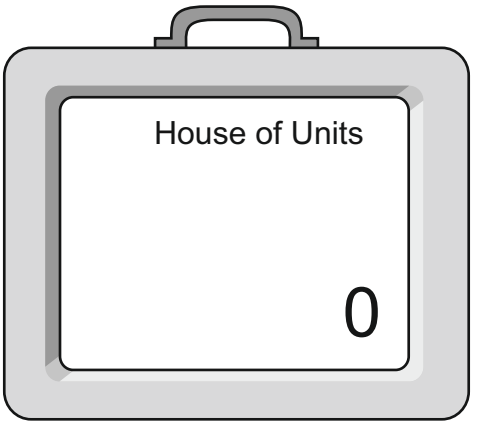

Ten Units = One Ten

Ten Units = ☐ Ten = | Tens | Units | = ☐

Twenty units are there in the House of units.

Pa hnuai lam 20 chu pa In ah a awm a

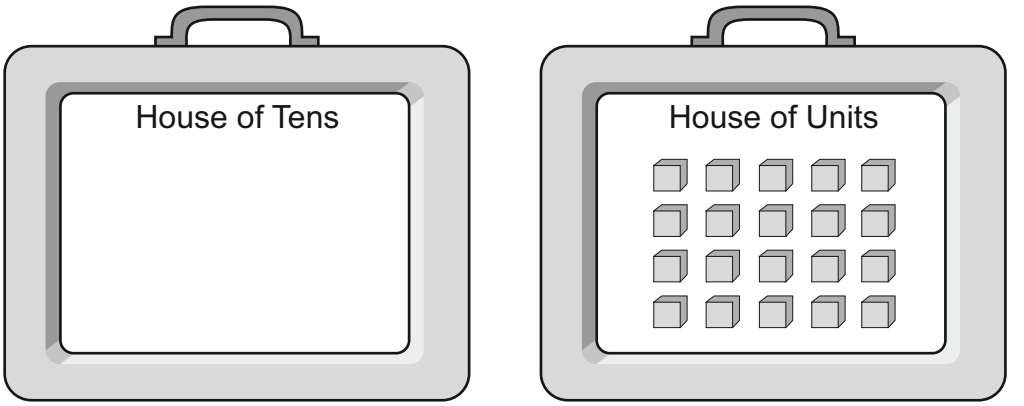

Join the units to make two rods of Ten. Keep the two rods in their house.

Sawm bi in rods pahnih kan siam anga,rods chu an In ah kan dah ang.

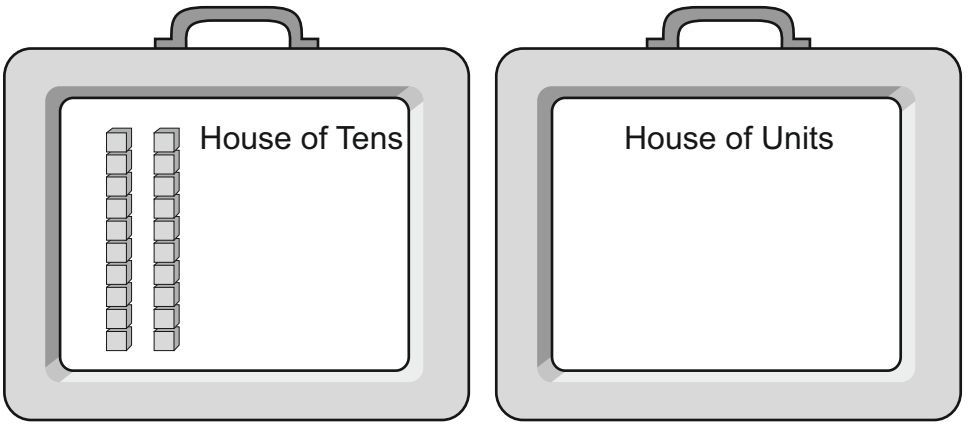

				Tens	Units			
Twenty Units	=	2	Tens	=	2	0	=	2 0
				Tens	Units			
Forty Units	=		Tens	=			=	
				Tens	Units			
Seventy Units	=		Tens	=			=	

How many rods? How many units? What is the number?

Rods engzat nge?Unit engzat nge? Number engzat nge?

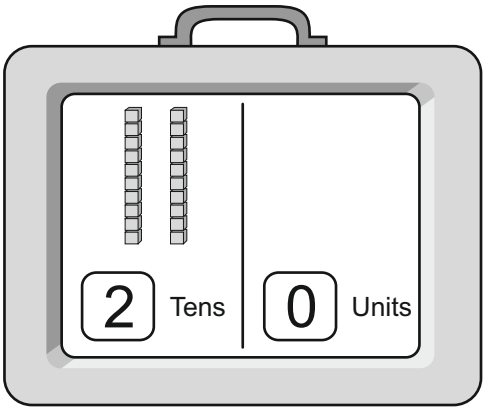

Tens	Units
2	0

= 20

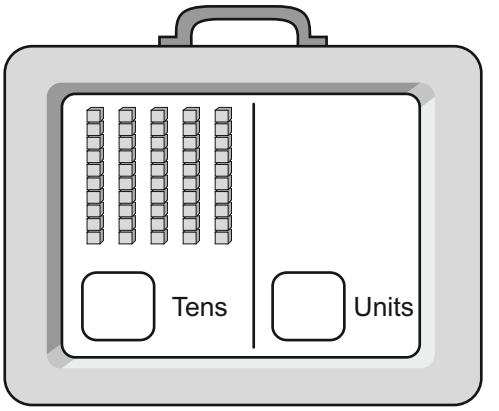

Tens	Units

= _____

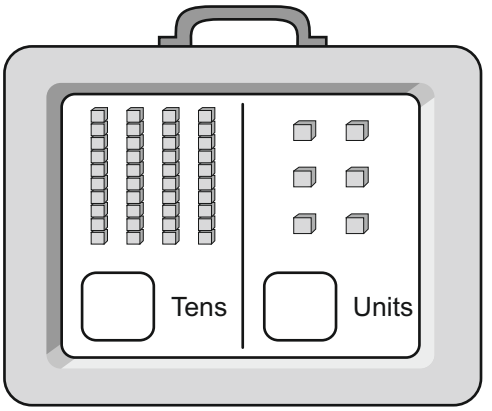

Tens	Units

= _____

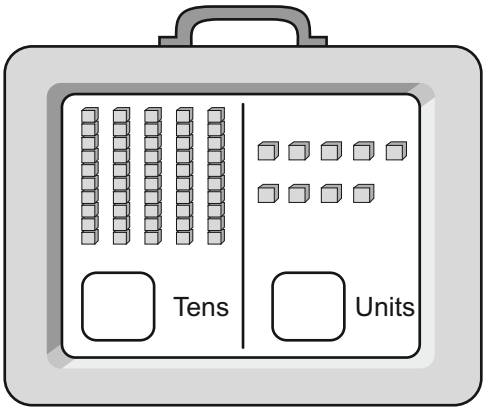

Tens	Units

= _____

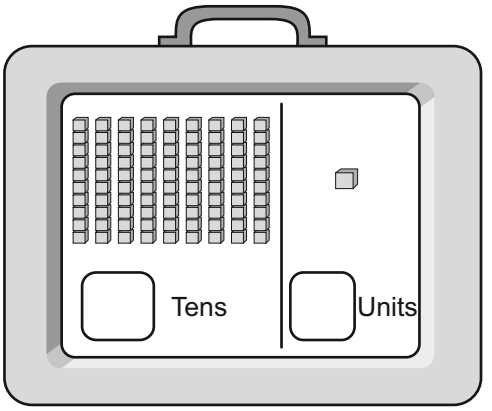

Tens	Units

= _____

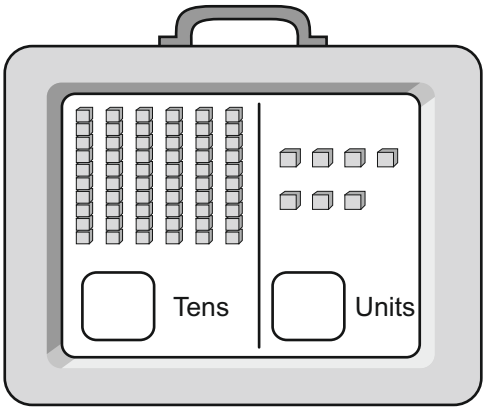

Tens	Units

= _____

Make the following numbers using slates and currency notes.
Observe the picture and write the numbers in the houses.

Slate chhunga pawisa zat te hi chiang takin en la,
a zat kha a Inah ziak ang che.

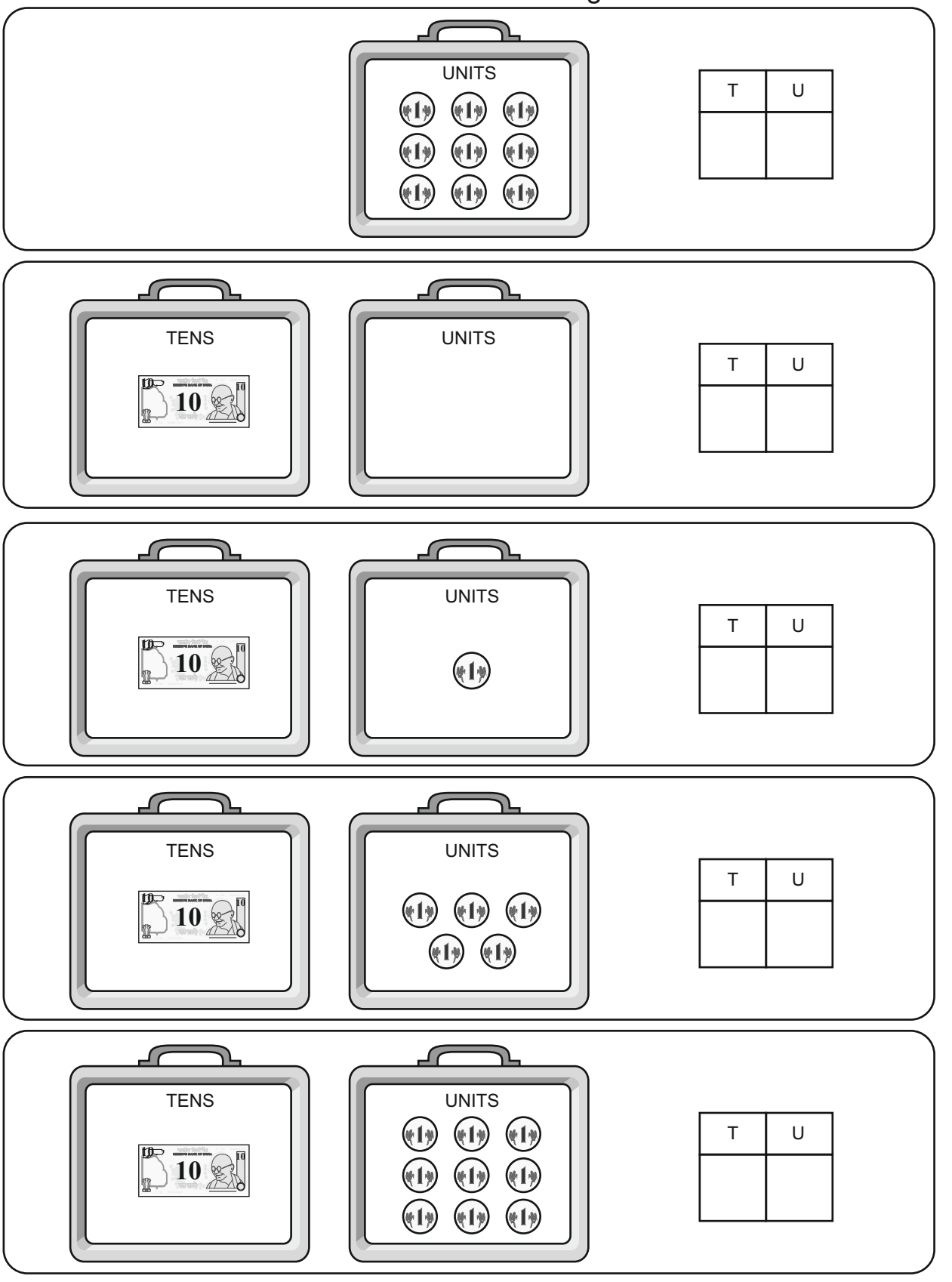

How many rupees ? Write the numbers in the houses.

Pawisa engzat nge?A zat hi a bawmah ziak rawh.

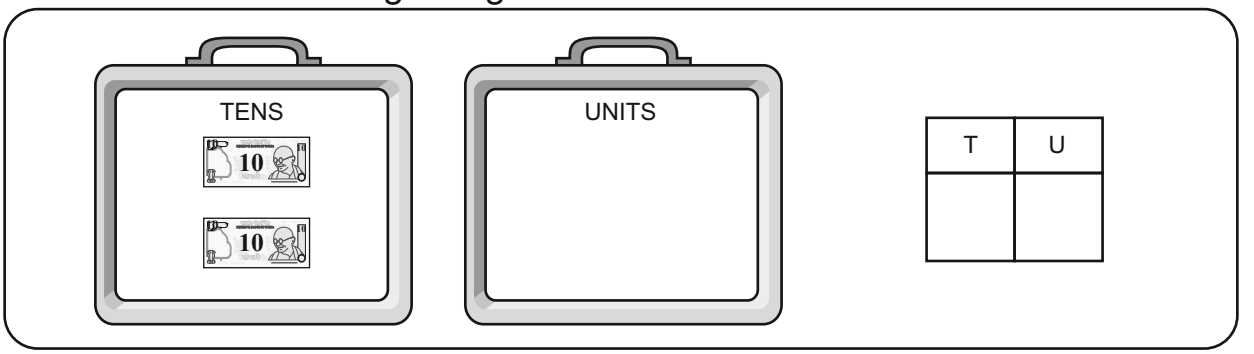

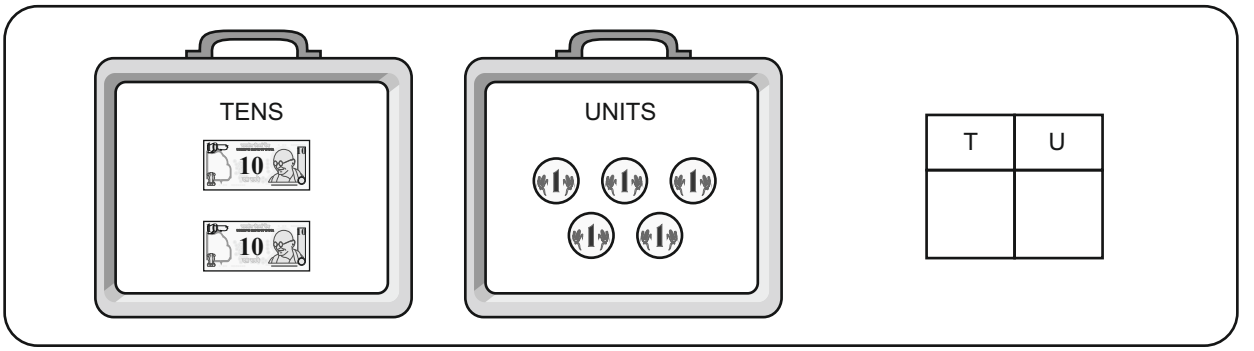

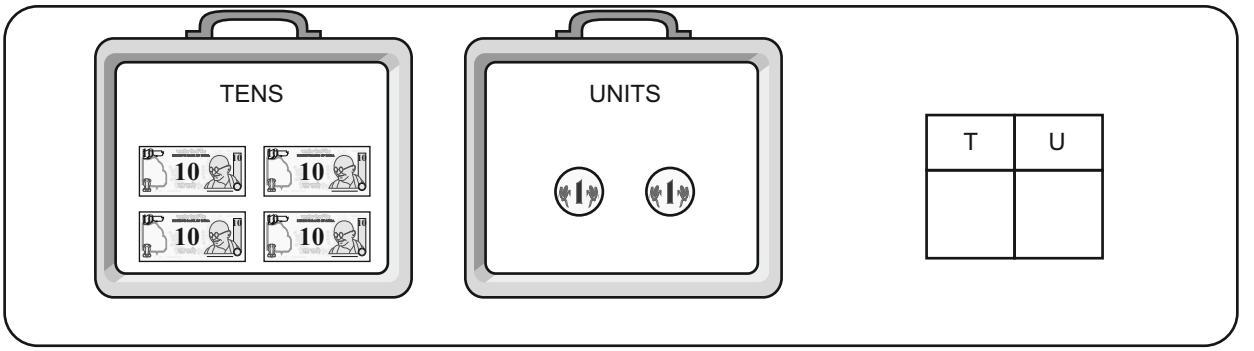

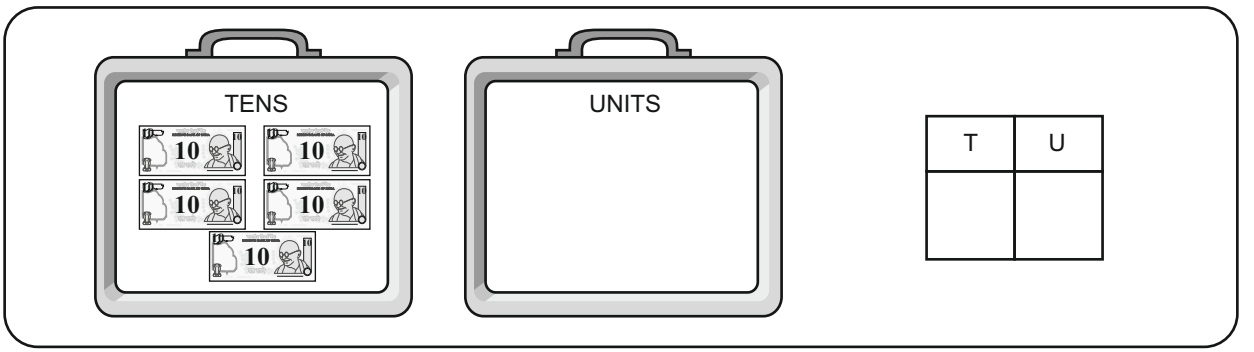

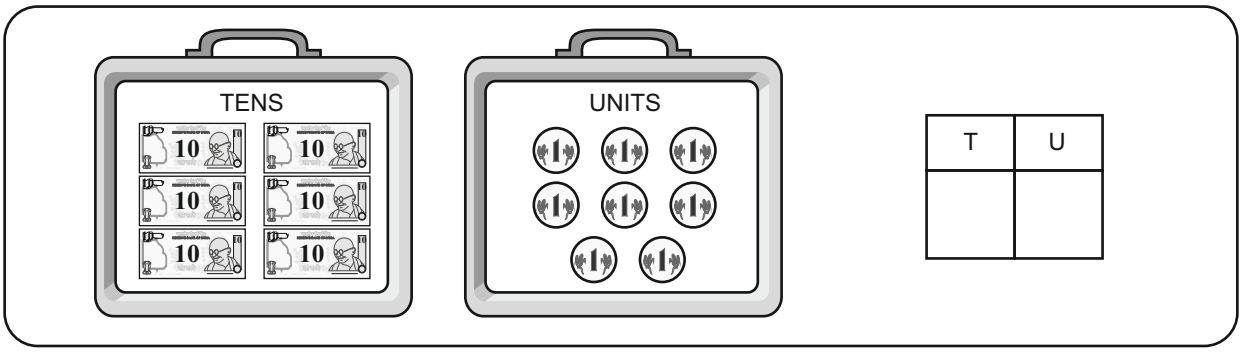

How many rupees ? Write the numbers in the houses.

Pawisa engzat nge? A zat hi a bawmah ziak rawh?

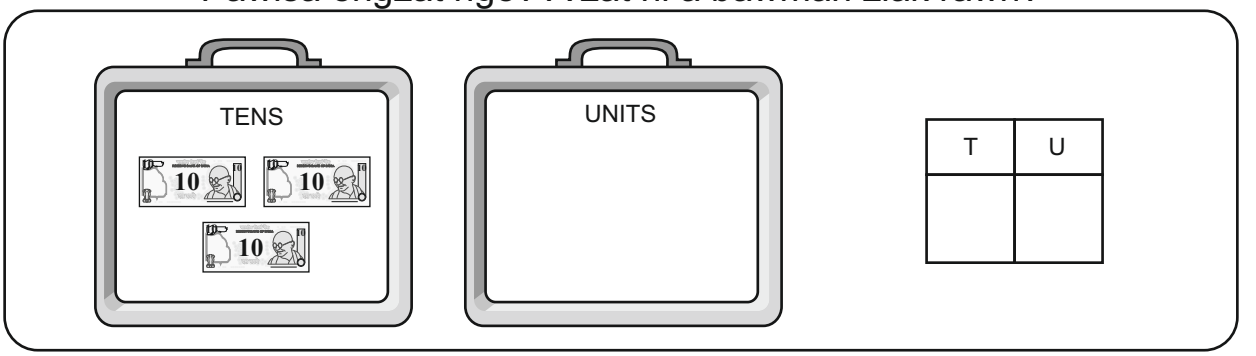

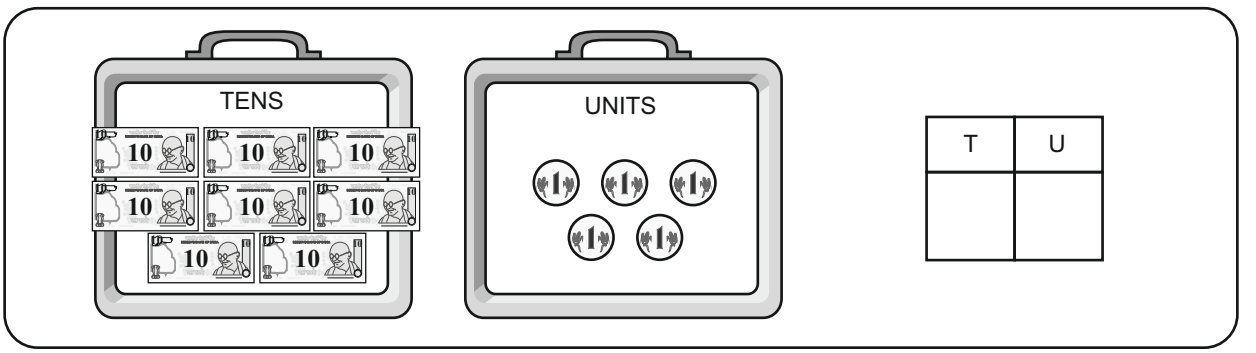

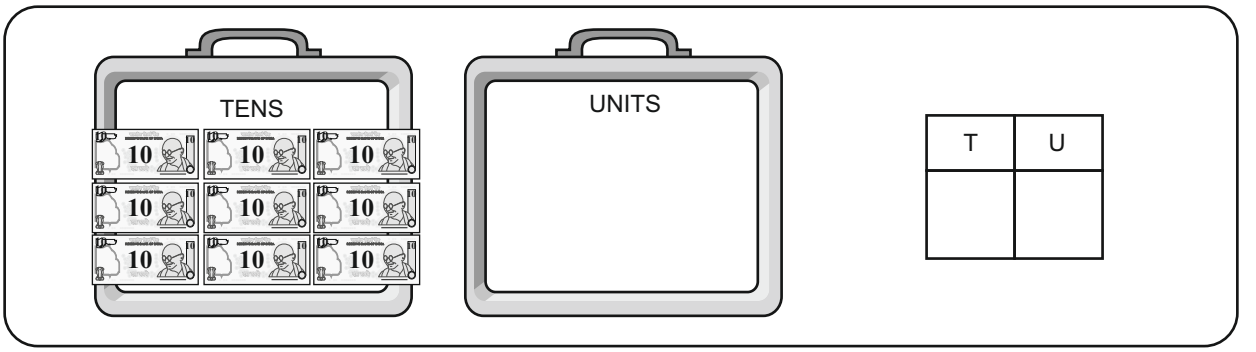

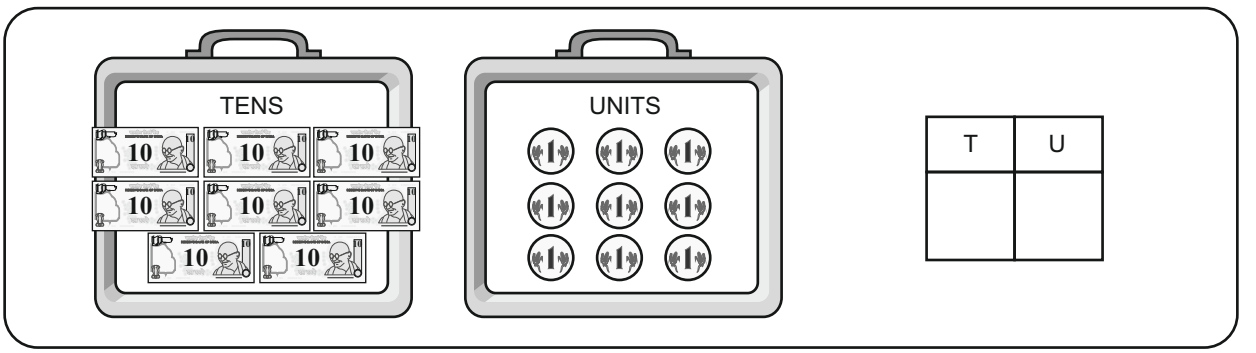

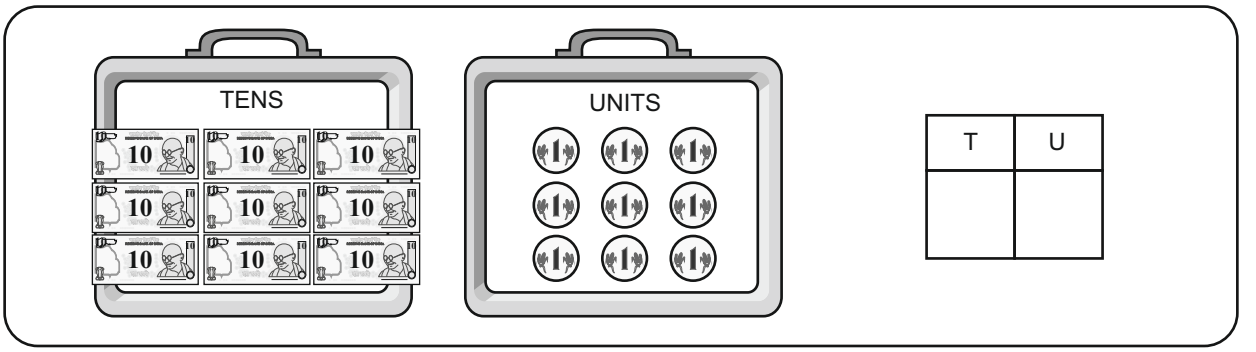

How many? Write the number.

Engzat nge?A number ziak rawh?

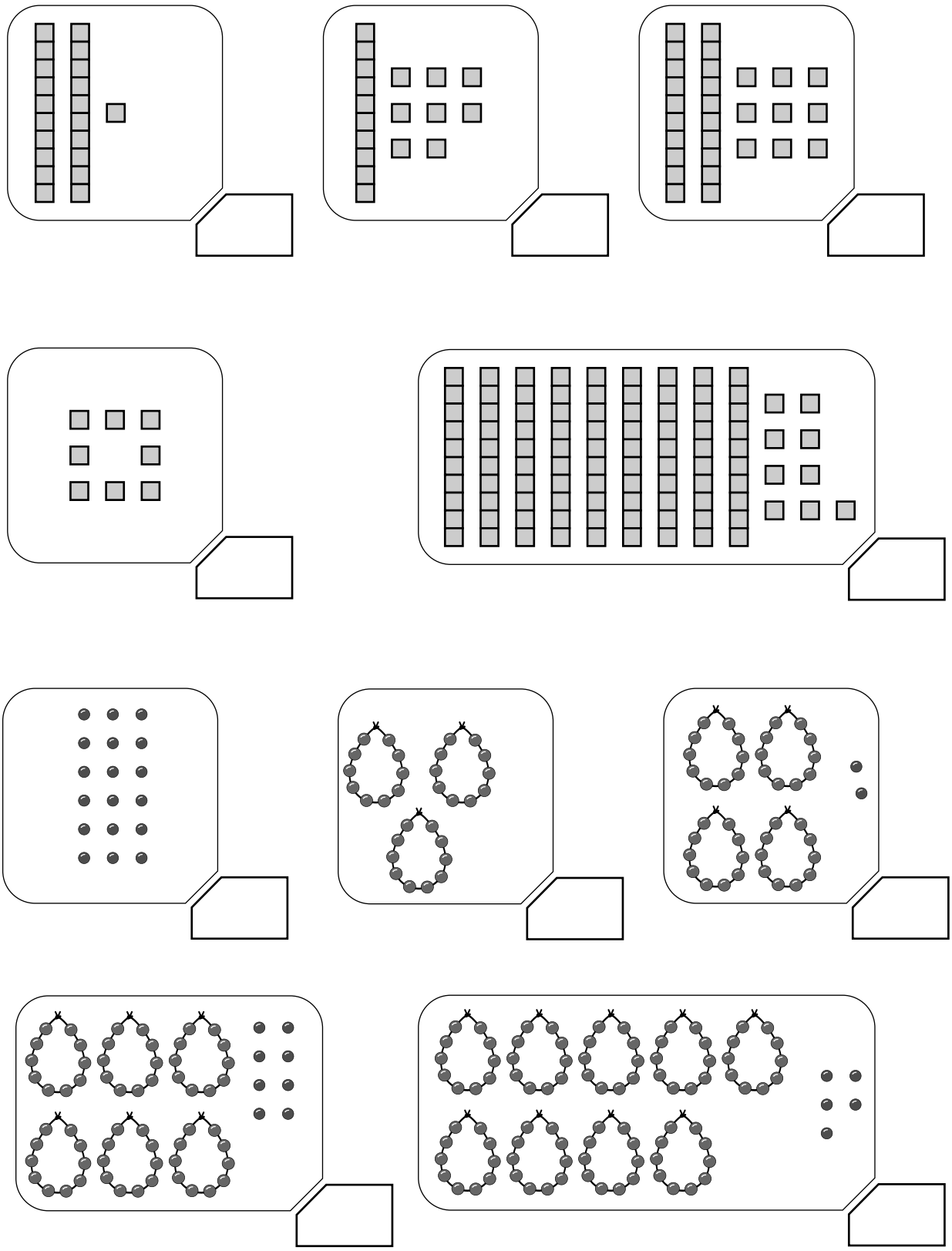

How many? Write the number.
Engzat nge?A number ziak rawh?

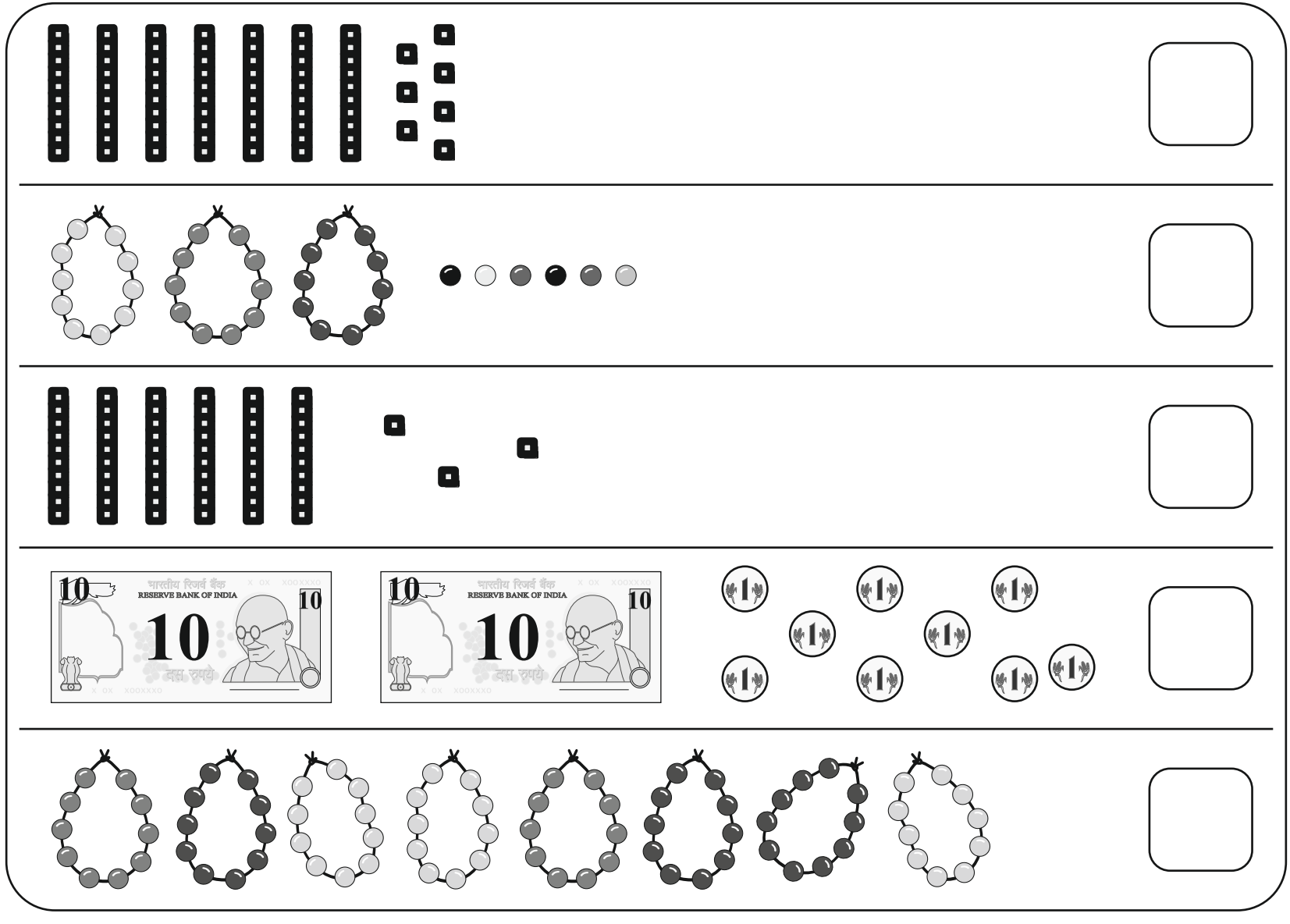

Draw circles around the objects to make as many tens as possible.
Write the number.

Sawm bi tam tak siam thei turin thai bial la,a number ziak bawk ang che.
Chutichuan heti hian kan ziak thei ang.

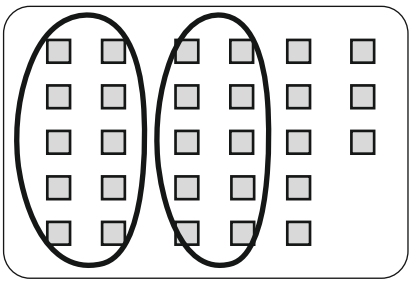

There are 2 Tens and 8 Units

Therefore, we write

Tens	Units
2	8

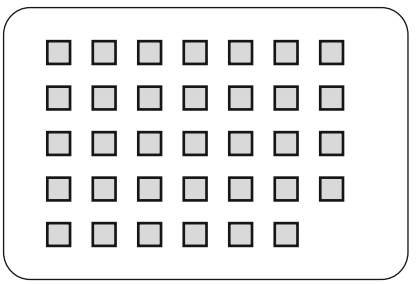

There are ____ Tens and ____ Units

Therefore, we write

Tens	Units

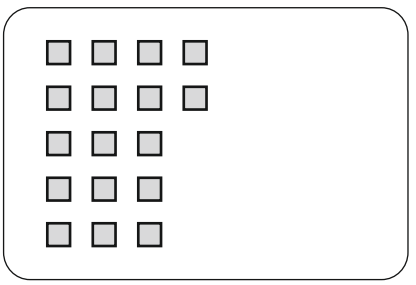

There are ____ Tens and ____ Units

Therefore, we write

Tens	Units



Tens	Units

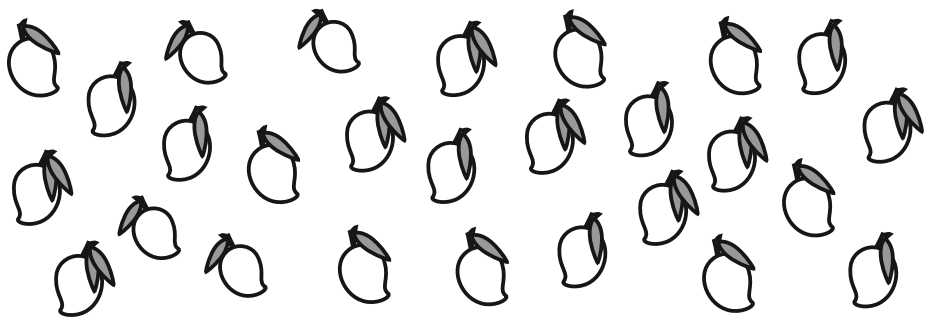

Tens	Units

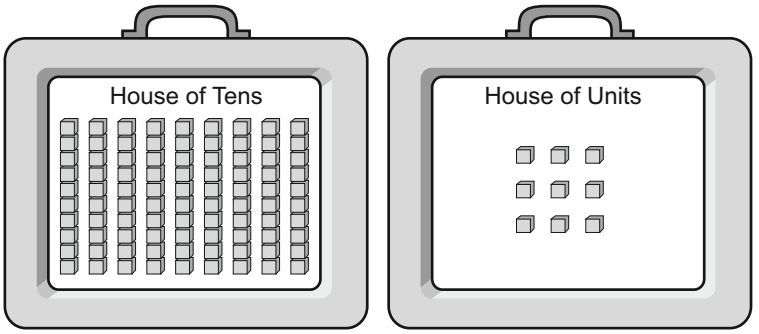

Tens	Units
9	9

We add one more unit.

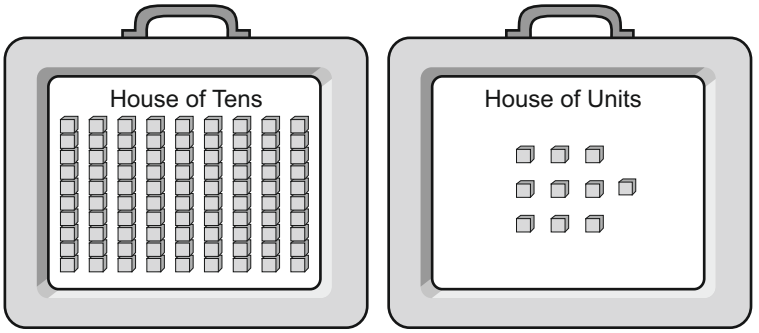

Ten units in the house of units. We make a ten and place it in house of tens.
Sawm bi sawm kha units hmunah a awm a, sawm kan siam kha sawm Inah kan dah ang.

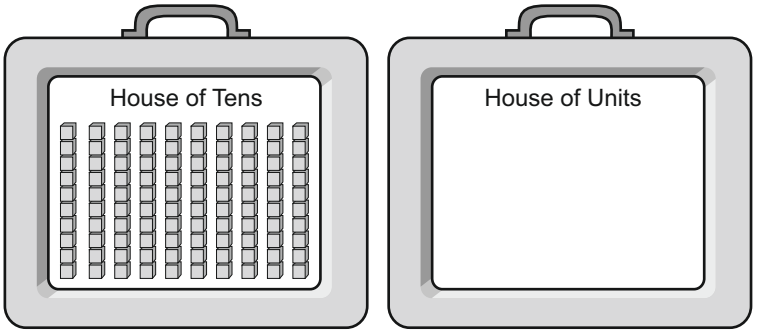

Now there are ten tens in the house of ten's. We join them to make a hundred.
Sawm bi hlir sawm kha sawm Inah a awm a,kan zawm khawm vek chuan za kan lo siam ang.

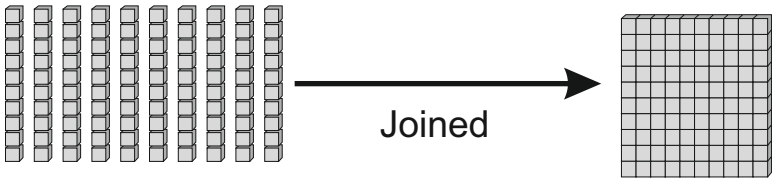

Make a separate house for the hundred. Keep this house to the left of the house of tens.
Za tan za In kan siam anga, chu in chu vei lama sawm In piahah kan dah ang.

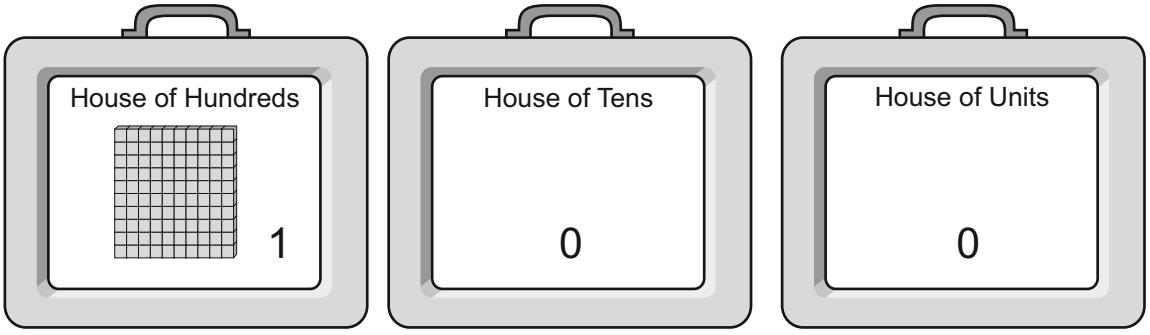

H	T	U
1	0	0

= 100

Make houses of Tens and Units with slates. Make and place 99 rupees.
Slate hmangin pa leh sawm In kan siam anga,cheng 99 kan dah ang.

Tens	Units
9	9

9 tens and 9 units.

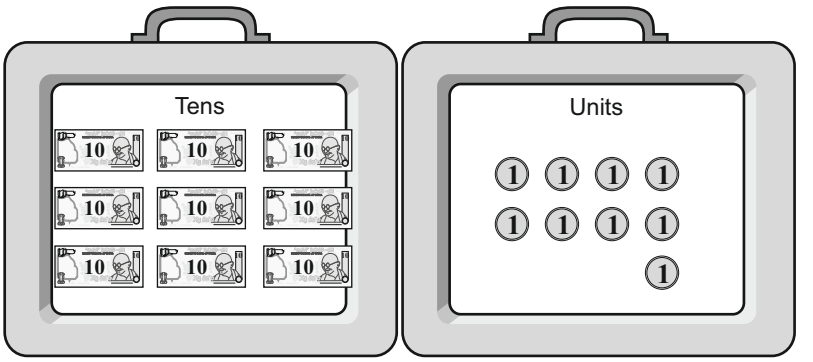

Add one rupee. Now we have 10 units in the units' house.

Cheng1 kan belh anga pa Inah sawm kan nei ang.

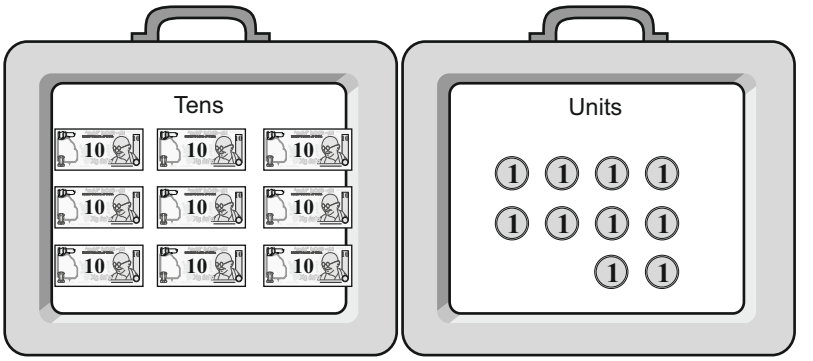

We change ten units into one 10 rupee note. Now we have 10 tens. We change 10 ten rupee notes into one hundred rupee note.

Pa bi sawm kha cheng 10 ah kan thlak a, tichuan sawm hlir sawm kan nei a,sawm hlir sawm kha zaah kan siam.

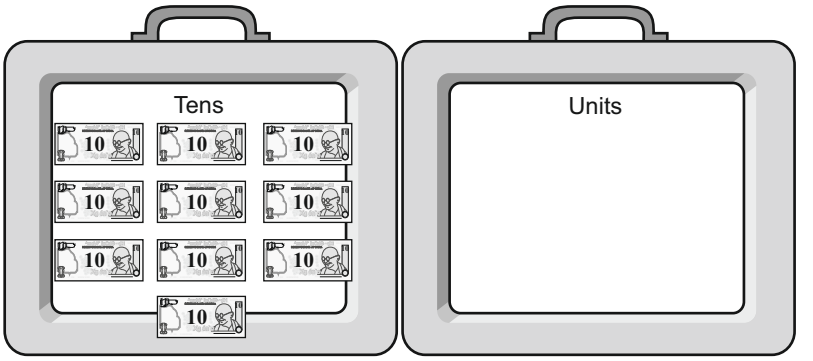

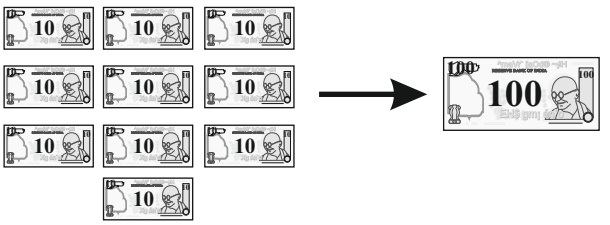

We make a new house for hundreds and keep the hundred rupee note in it.

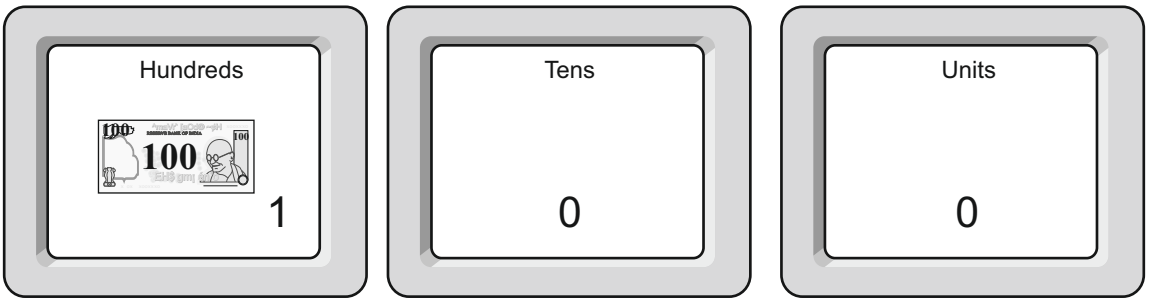

H	T	U
1	0	0

= 100

How many rupees?

Pawisa engzat nge?



H	T	U



H	T	U



H	T	U

How many?

Engzat nge?

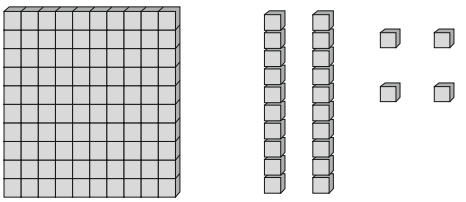

H	T	U

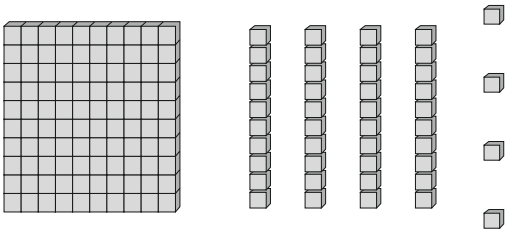

H	T	U



H	T	U

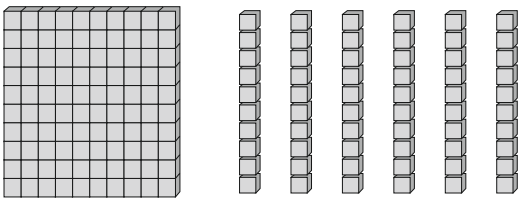

H	T	U

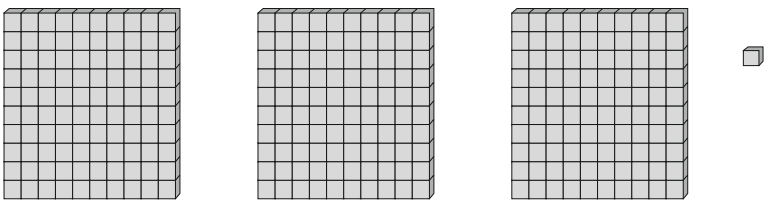

H	T	U

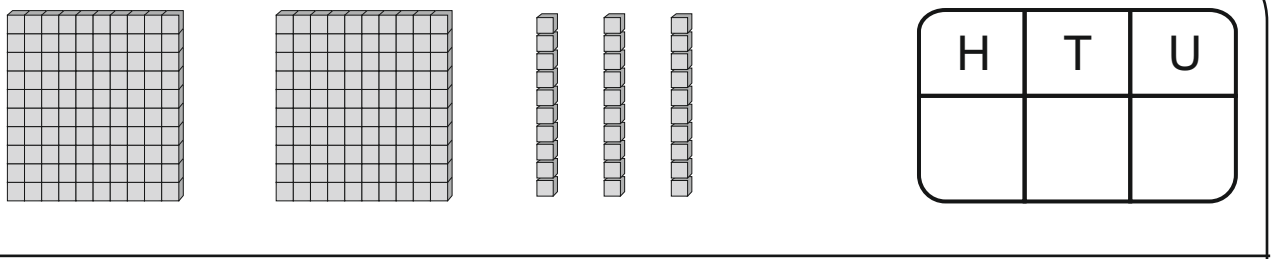

H	T	U

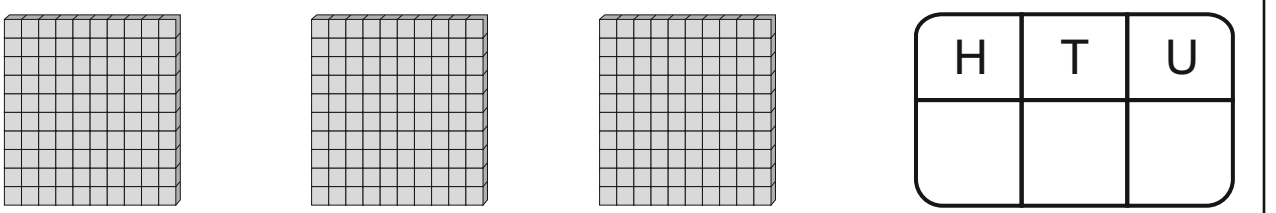

H	T	U

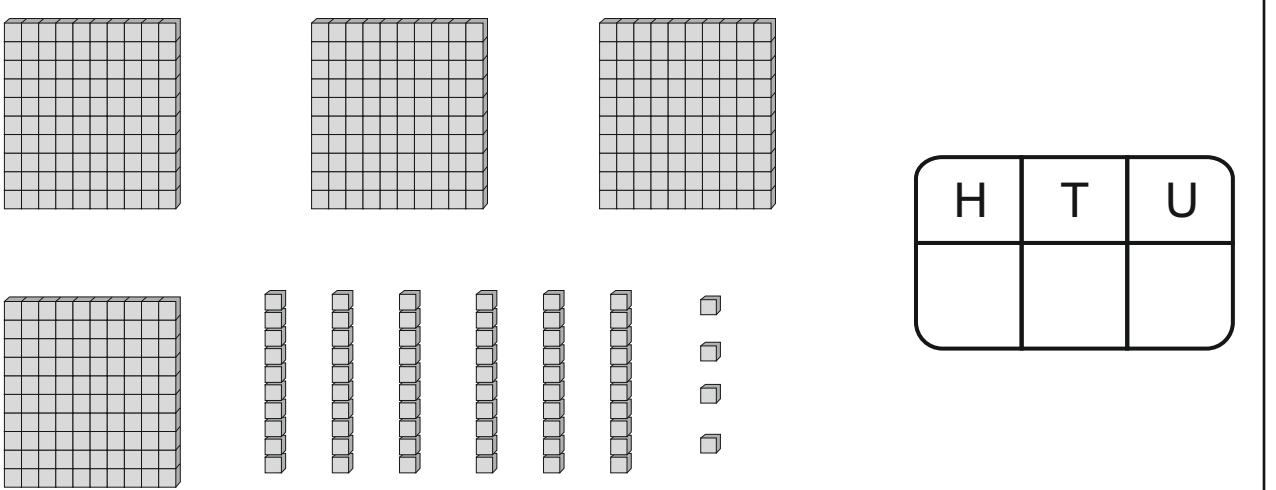

H	T	U



H	T	U

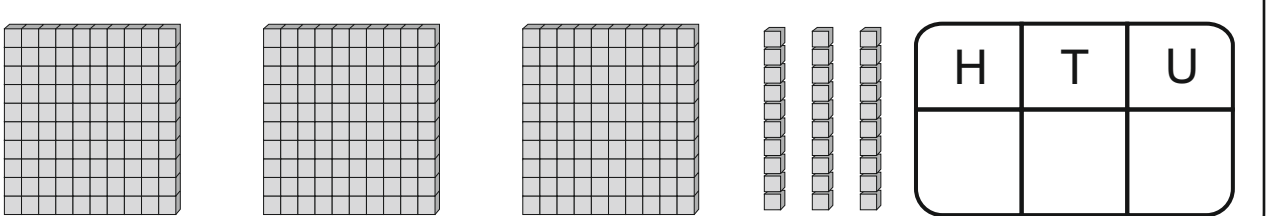

H	T	U

	Number	Hund-reds	Tens	Units	Expanded form
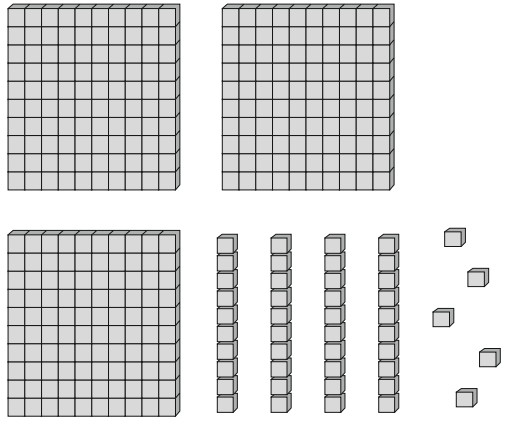	3 4 5	3	4	5	3 0 0 + 4 0 + 5
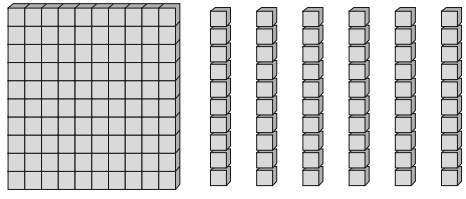					
					

In 321 there are ☐ Hundreds ☐ Tens ☐ Units

In 252 there are ☐ Hundreds ☐ Tens ☐ Units

In 44 there are ☐ Hundreds ☐ Tens ☐ Units

In 710 there are ☐ Hundreds ☐ Tens ☐ Units

In 919 there are ☐ Hundreds ☐ Tens ☐ Units

In 300 there are ☐ Hundreds ☐ Tens ☐ Units

In 8 there are ☐ Hundreds ☐ Tens ☐ Units

Write the numbers in sequence.

Number indawt dan in ziak rawh?

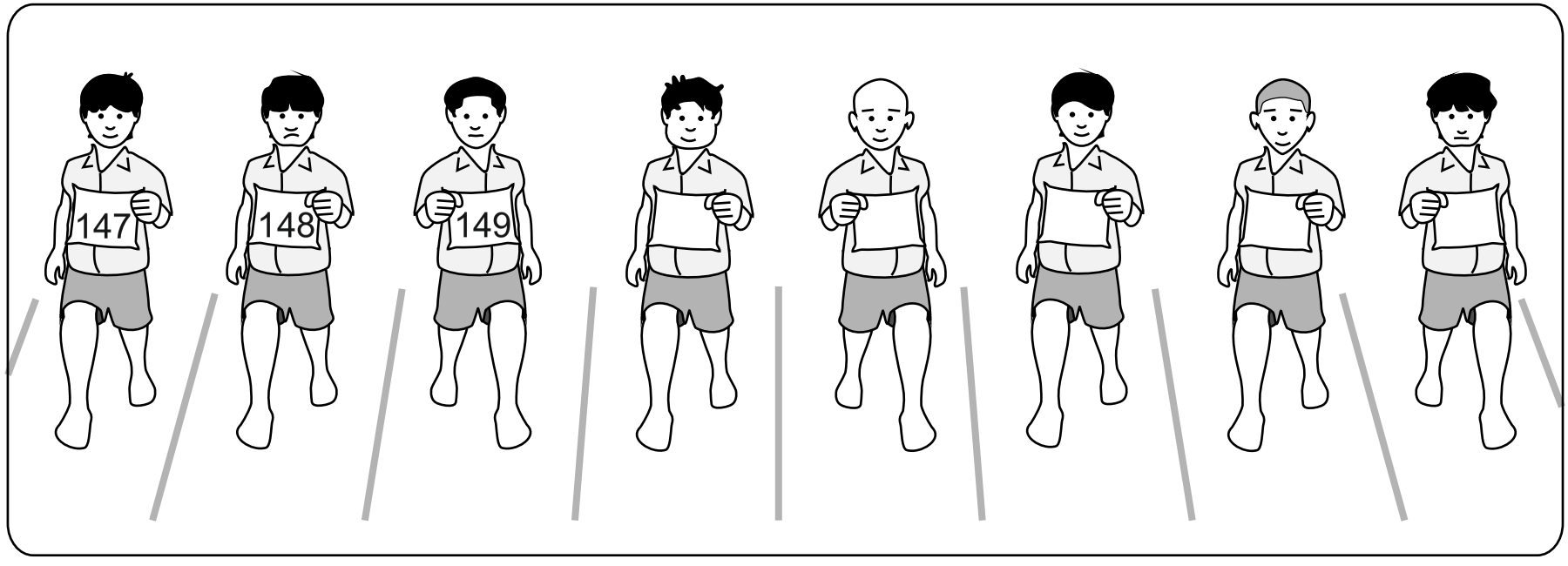



All the houses are numbered in sequence.
Some houses were painted and numbers were covered. Write the missing numbers.
In awm zawng zawng hi number indawt dan in a inziaka . In thenkhat chu thei lem ani a,then ah erawh number a ziak ani. Number ziahloh na kha number in dawt dan in ziak rawh

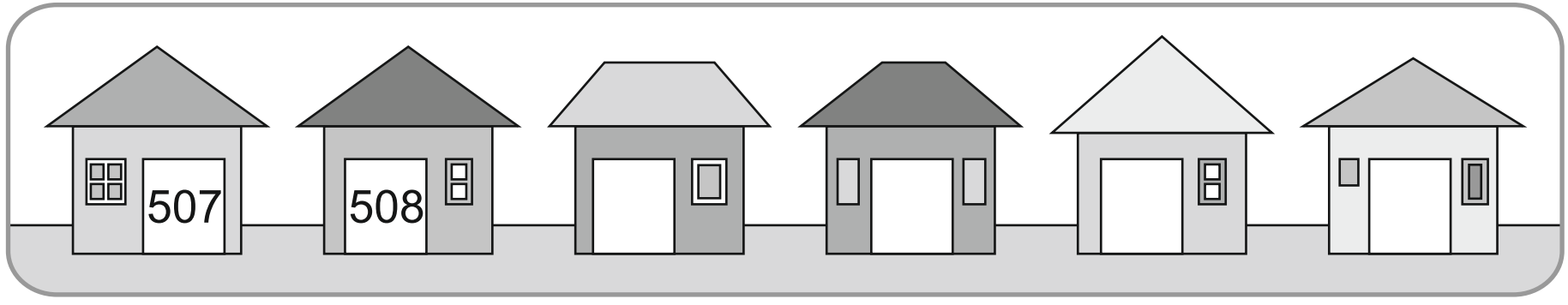

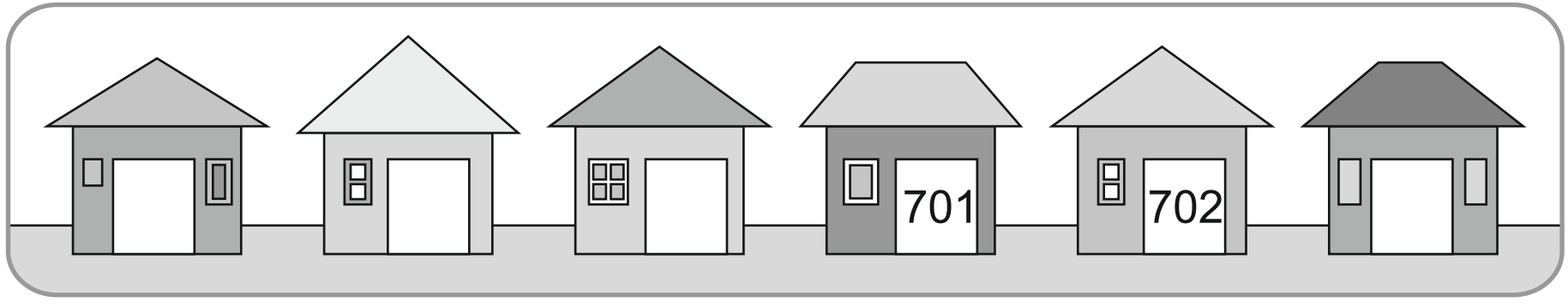

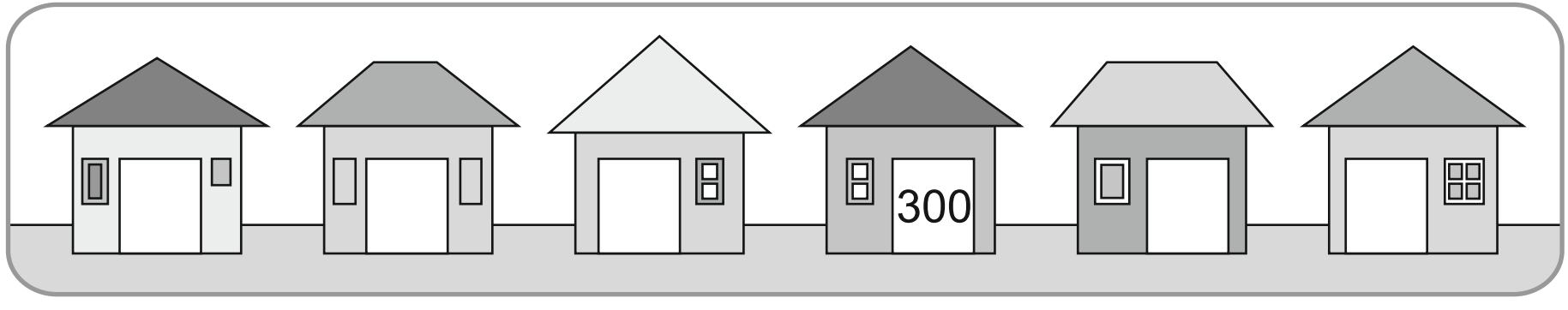

Fill in the missing numbers.

A karawl dah khat rawh.

113	114	115			

225	226		228		

400		402		404	

	709	710			

329					334

	800				

					999

Write the numbers in increasing sequence.

Number indawt dan in tikhat rawh.

332, 333, 335, 334				
100, 103 ,99, 101				
81 , 80 , 79 , 78				
496, 498, 497, 499				
501 ,500 ,502 ,503				
698, 697, 699, 700				
838, 839, 840, 841				

Write the numbers which follow in sequence.

Numbers indawt dan in tikhat rawh.

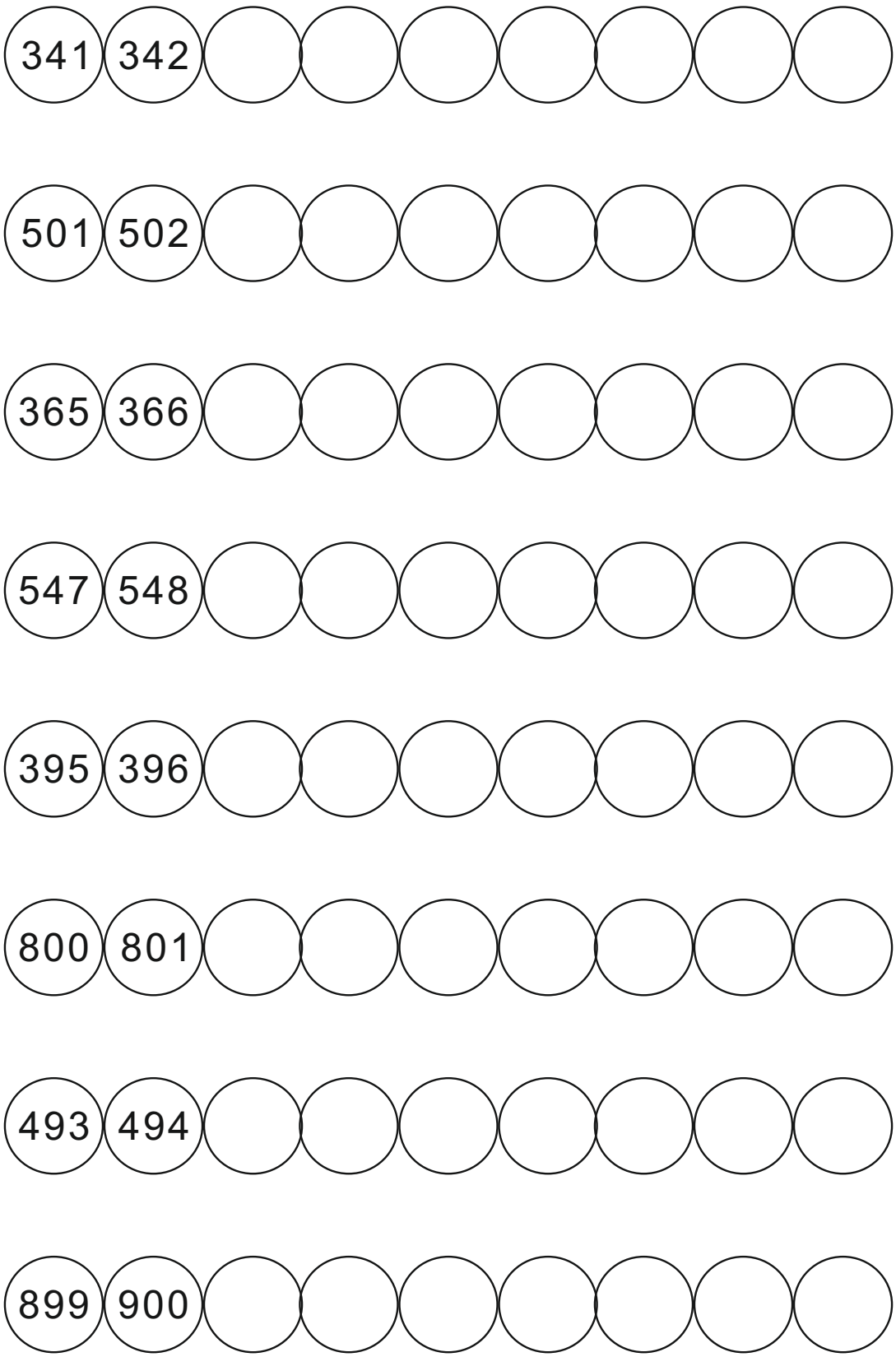

Write the previous number.

A hmasa number chiah in tikhat rawh.

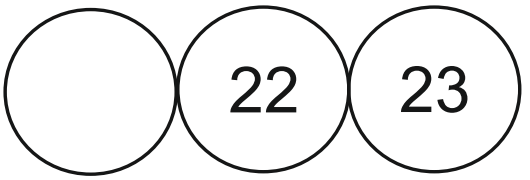

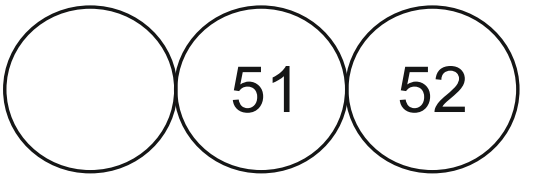

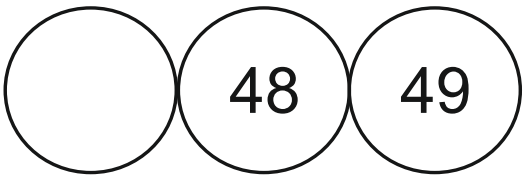

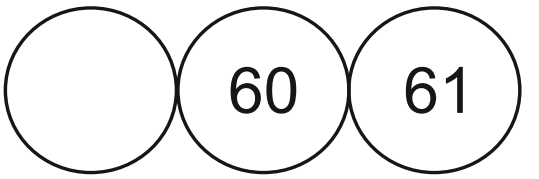













Write the numbers in increasing sequence.
Write the smallest number on the slate.

Numbers tam dan indawt in tikhat la,
a number tlem ber kha lehkha ah ziak rawh.

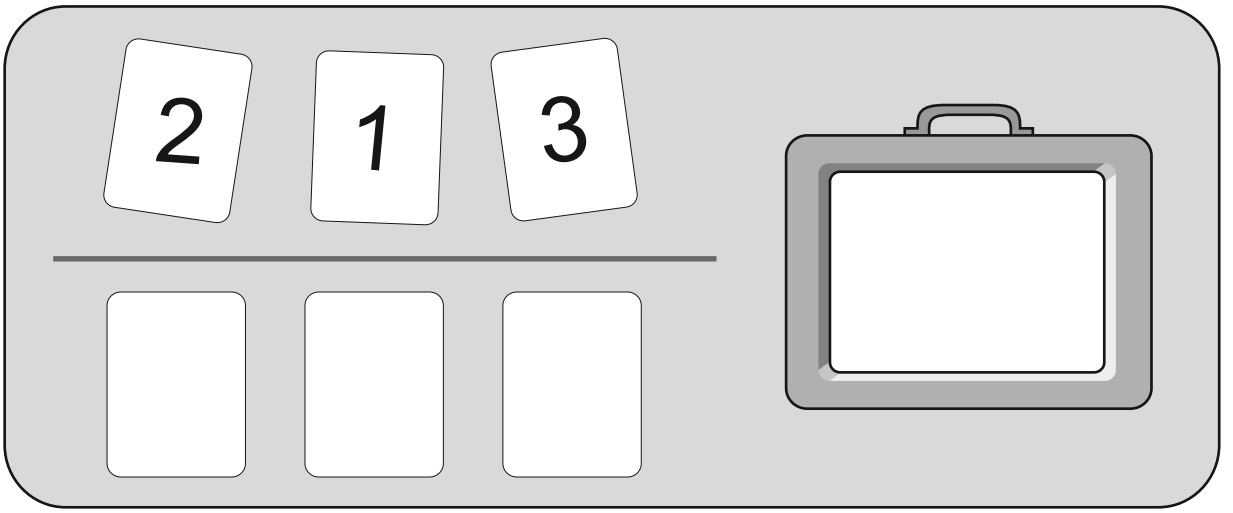

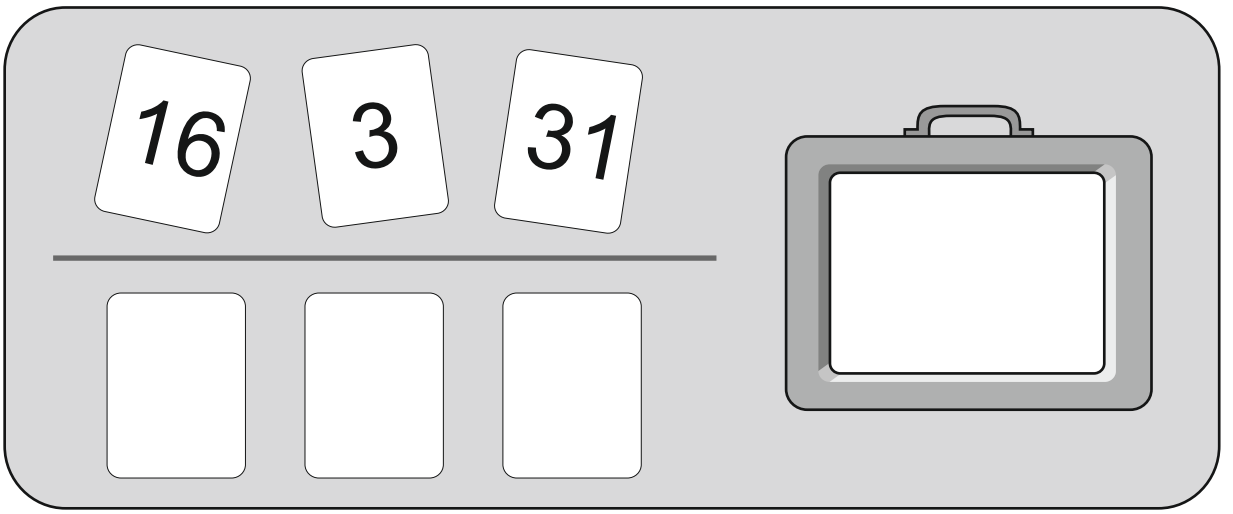

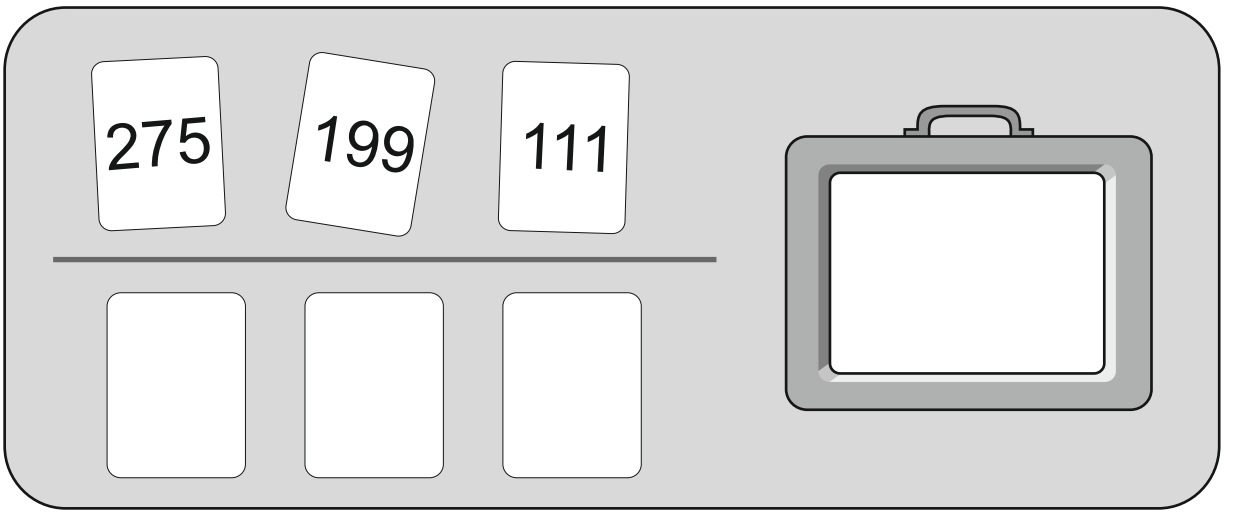

Write the numbers in increasing sequence.

Numbers tam dan indawt in ziak rawh.

9	68	35			
63	36	35			
48	99	71			
75	99	98			
101	104	201			
900	899	771			
355	574	447			

Write the numbers in decreasing sequence.
Numbers tlemdan indawt in tikhat rawh.

91	35	90			
63	36	37			
75	14	99			
110	198	201			
174	189	177			
408	909	701			
680	550	470			

Colour the numbers in steps of 5 and write them below.

Number 5-na zel kha cheiin a hnuaiah ziak thla rawh.

1	11	21	31	41	51	61	71	81	91
2	12	22	32	42	52	62	72	82	92
3	13	23	33	43	53	63	73	83	93
4	14	24	34	44	54	64	74	84	94
5	15	25	35	45	55	65	75	85	95
6	16	26	36	46	56	66	76	86	96
7	17	27	37	47	57	67	77	87	97
8	18	28	38	48	58	68	78	88	98
9	19	29	39	49	59	69	79	89	99
10	20	30	40	50	60	70	80	90	100

5 , 10 , 15 , ___, ___, ___, ___, ___, ___, ___,

___, ___, ___, ___, ___, ___, ___, ___, ___, ___,

Colour the numbers in steps of 2 and write them below.

Number 2-na zel kha cheiin a hnuaiah ziak thla rawh.

1	11	21	31	41	51	61	71	81	91
2	12	22	32	42	52	62	72	82	92
3	13	23	33	43	53	63	73	83	93
4	14	24	34	44	54	64	74	84	94
5	15	25	35	45	55	65	75	85	95
6	16	26	36	46	56	66	76	86	96
7	17	27	37	47	57	67	77	87	97
8	18	28	38	48	58	68	78	88	98
9	19	29	39	49	59	69	79	89	99
10	20	30	40	50	60	70	80	90	100

2 , 4 , 6 , ___, ___, ___, ___, ___, ___, ___,

___, ___, ___, ___, ___, ___, ___, ___, ___, ___,

___, ___, ___, ___, ___, ___, ___, ___, ___, ___,

Colour the numbers which come in steps of 4.
Write these numbers in the blanks below.

Number step 4 na zel kha chei la, chu number chuan a hnuai tikhat rawh.

1	11	21	31	41	51	61	71	81	91
2	12	22	32	42	52	62	72	82	92
3	13	23	33	43	53	63	73	83	93
4	14	24	34	44	54	64	74	84	94
5	15	25	35	45	55	65	75	85	95
6	16	26	36	46	56	66	76	86	96
7	17	27	37	47	57	67	77	87	97
8	18	28	38	48	58	68	78	88	98
9	19	29	39	49	59	69	79	89	99
10	20	30	40	50	60	70	80	90	100

4 , 8 , 12 , ___, ___, ___, ___, ___, ___, ___,

___, ___, ___, ___, ___, ___, ___, ___, ___, ___,

Colour the numbers which come in steps of 10.
Write these numbers in the blanks below.

Number steps 10 na zel kha cheiin, chu number chuan a hnuai tikhat rawh.

1	11	21	31	41	51	61	71	81	91
2	12	22	32	42	52	62	72	82	92
3	13	23	33	43	53	63	73	83	93
4	14	24	34	44	54	64	74	84	94
5	15	25	35	45	55	65	75	85	95
6	16	26	36	46	56	66	76	86	96
7	17	27	37	47	57	67	77	87	97
8	18	28	38	48	58	68	78	88	98
9	19	29	39	49	59	69	79	89	99
10	20	30	40	50	60	70	80	90	100

10 , 20 , 30 , ___, ___, ___, ___, ___, ___,

Half of each picture is shown. Complete the other half and draw the whole.

Milem chanve chauh hi ziah ani a,lehlam zel hi awmze neiin chhunzawm rawh.

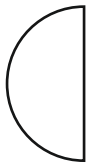

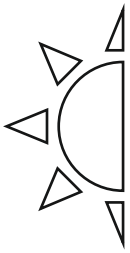

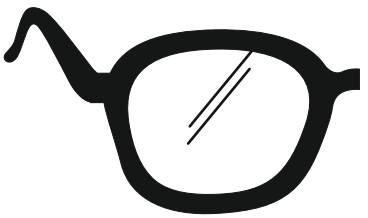

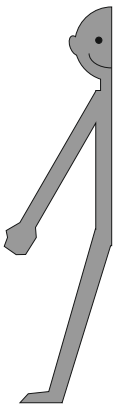

Draw the mirror line in each shape.
Colour these shapes which do not have a mirror line.

Heng kil hrang hrang neiah hian mirror line siam la,
mirror line nei lo ho chu chei ang che.

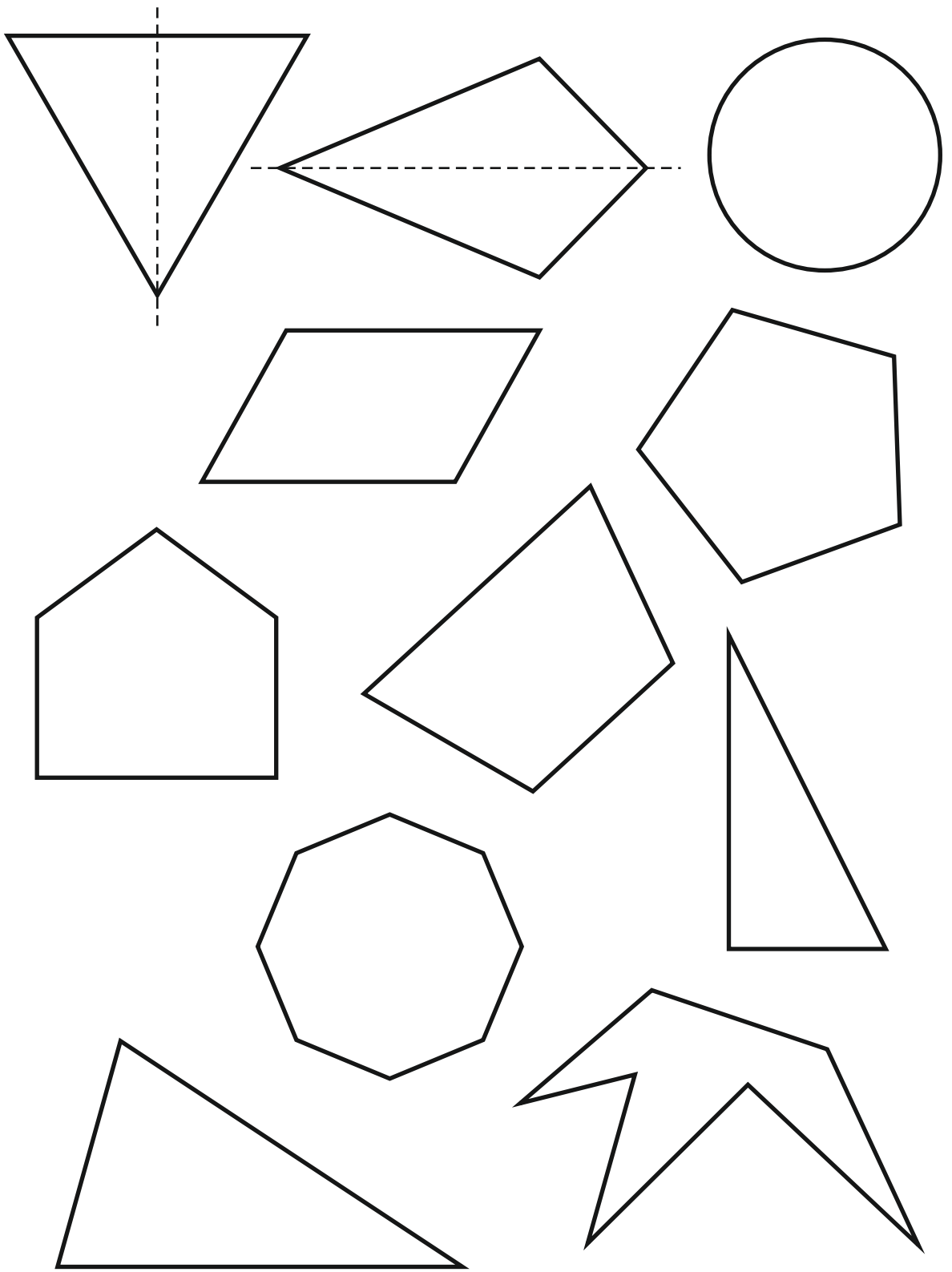

Look at the number of notes and coins in each house
and write the correct digits in each house.

In tina mi pawisa leh a thir nawi zat hi en la,
a number dik thlapin ziak ang che.

Ten rupees

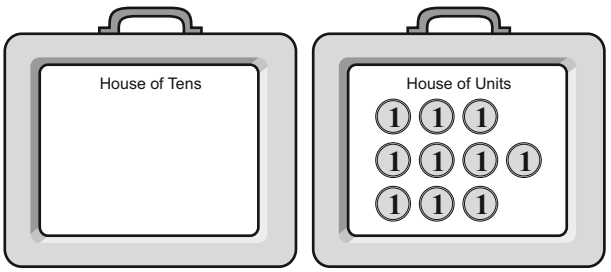

Tens	Units
	10

Ten rupees

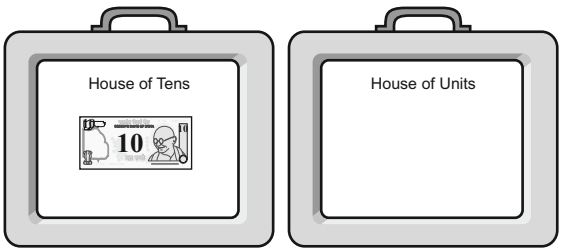

Tens	Units
1	0

Eleven rupees

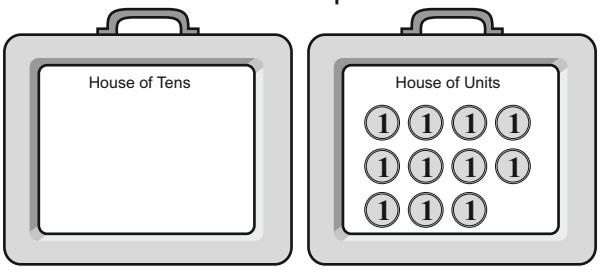

Tens	Units

Eleven rupees

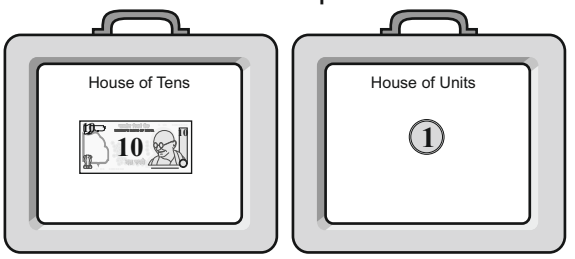

Tens	Units

Twelve rupees

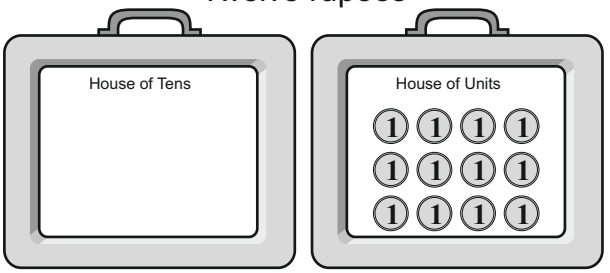

Tens	Units

Twelve rupees

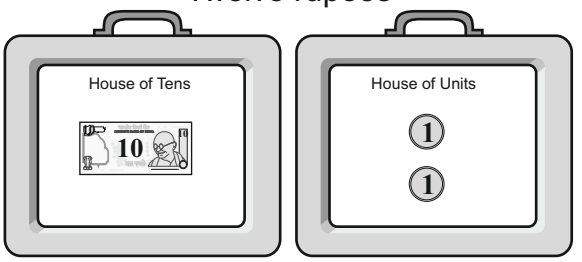

Tens	Units

Write each number in two different forms.
Chi hnihin heng number hi ziak rawh.

	Tens and Units	Only Units
12 →	Tens | Units	Tens | Units
16 →	Tens | Units	Tens | Units
17 →	Tens | Units	Tens | Units
18 →	Tens | Units	Tens | Units
15 →	Tens | Units	Tens | Units
11 →	Tens | Units	Tens | Units
10 →	Tens | Units	Tens | Units
13 →	Tens | Units	Tens | Units

Convert the given units into tens and units. Write the numerals for both forms.
A hnuaia number hi pa bi leh sawm bi a letin ziak ve ve rawh.

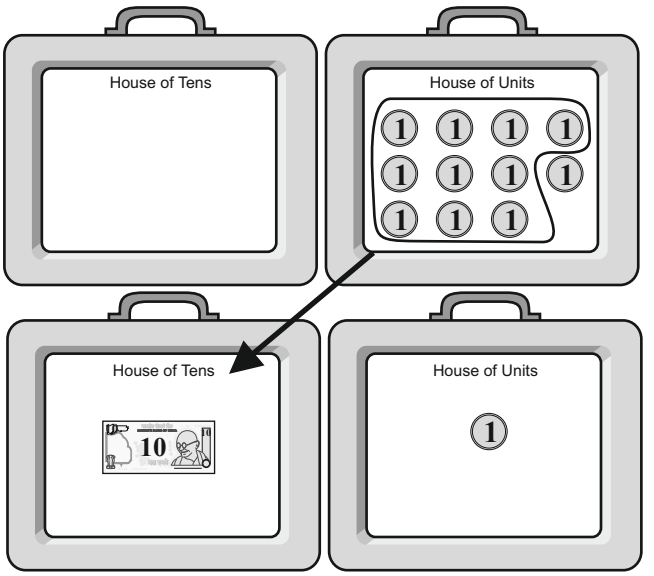

Tens	Units

Tens	Units

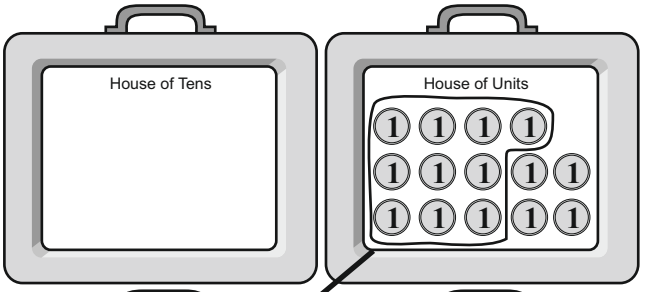

Tens	Units

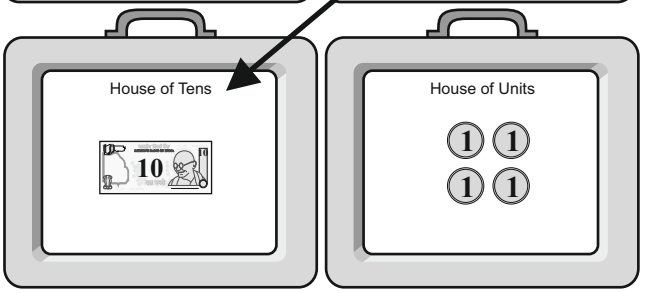

Tens	Units

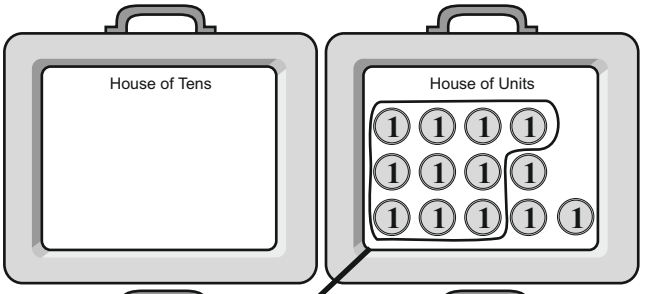

Tens	Units

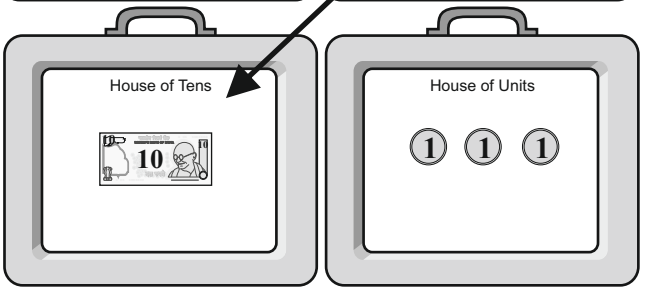

Tens	Units

Look at the form. Write the numerals for both forms.
A tih dan chihnih i en atangin tikhat ve rawh.

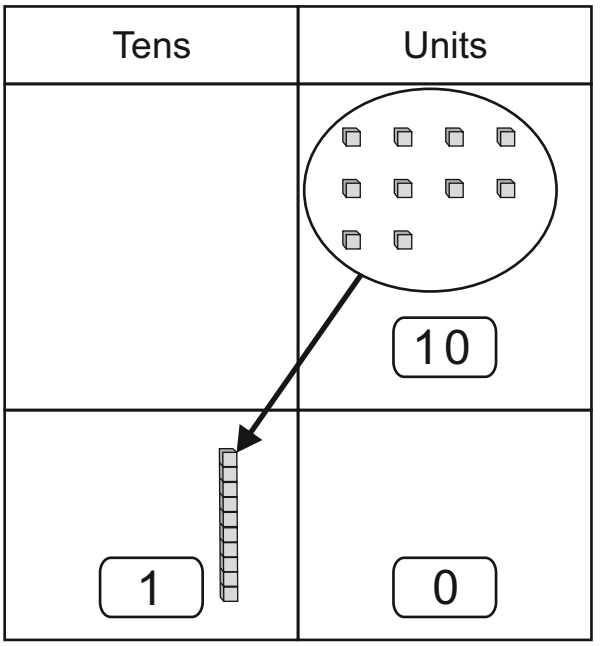

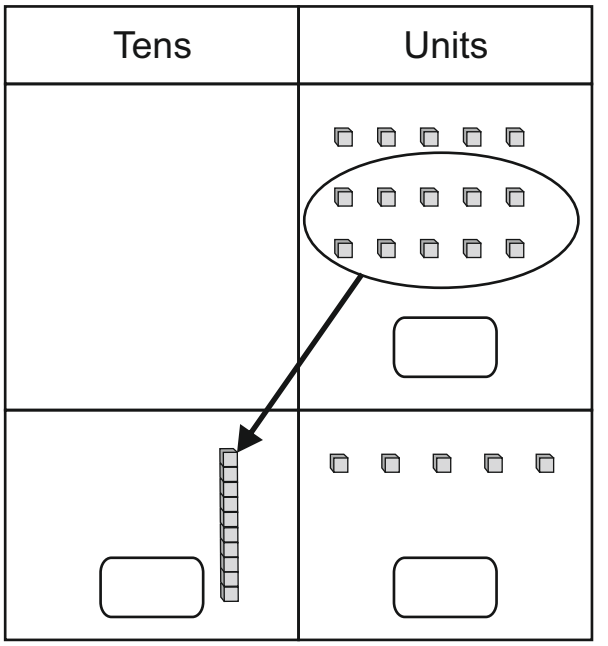

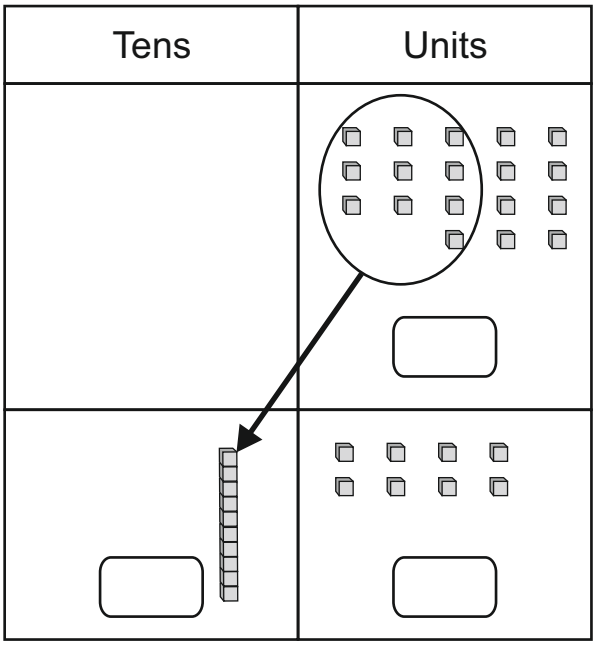

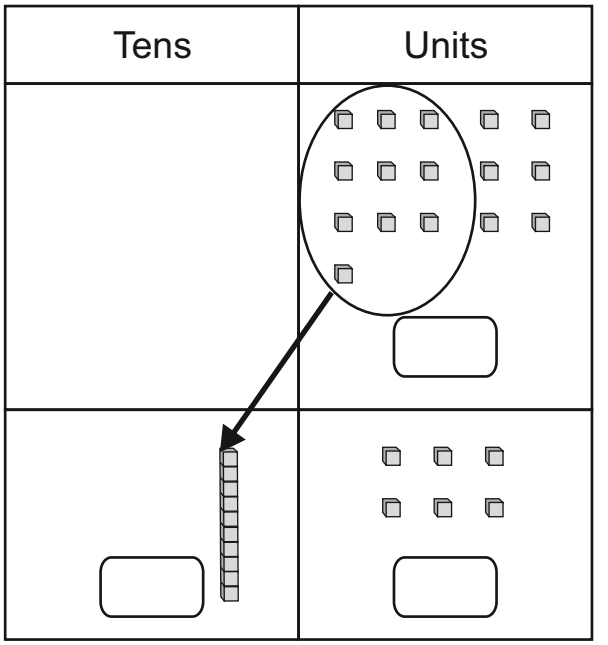

Change ten units into one ten and write the number in tens and units.
Unit sawm kha unit khatah thlak la, a numberin pa bi leh sawm bi in ziak rawh.

Tens	Units
	13
1	3

13 Units

1 Tens 3 Units

Tens	Units
	17

Tens	Units
	15

Tens	Units
	10

Tens	Units
	14

Tens	Units
	11

Tens	Units
	16

Tens	Units
	12

Tens	Units
	18

	Tens	Units
+		7
		5
		①2
	1	2

	Tens	Units
+		8
		5
		①3

	Tens	Units
+		7
		3
		①0

	Tens	Units
+		4
		7

	Tens	Units
+		6
		4

	Tens	Units
+		6
		7

	Tens	Units
+		6
		5
	1	1

		Units
+		8
		6

	Tens	Units
+		9
		4

	Tens	Units
+		8
		7

	Tens	Units
+		5
		9

	Tens	
+		8
		8

	Tens	Units
	3	4
+	1	7
	4	1 1
	5	1

	Tens	Units
	4	2
+	4	9
	8	1 1
	9	1

	Tens	Units
	6	7
+	1	7

	Tens	Units
	3	6
+	3	6

	Tens	Units
	7	1
+	1	9

	Tens	Units
	2	5
+	1	8

	Tens	Units
	3	5
+	4	5

	Tens	Units
	8	0
+	1	2

	Tens	Units
	7	0
+	2	0

	Tens	Units
	2	4
+	2	8

	Tens	Units
	1	7
+		6

	Tens	Units
	5	5
+		5

1) A mango tree had 58 mangoes on it. A second tree had 34 mangoes on it. What was the total number of mangoes on both trees?

Theihai kung pakhat rah chu 58 a ni a, a kung hnih na chu 34 a rah a. A pahnihah engzat nge rah?

	Tens	Units
	5	8
+	3	4
	8	①2
	9	2

2) There are 24 boys and 26 girls in Liana's class. How many students are there in all?

Liana te class ah chuan mipa naupang 24 leh hmeichhe naupang 26 an awm a. An zavaiin engzat nge awm?

Tens	Units

3) Mummy has 42 rupees. Daddy has 49 rupees. How many rupees do they both together have ?

Ka nu in cheng 42 a nei a. Ka pa in cheng 49 a nei a. An pahnihin cheng engzat nge an neih?

Tens	Units

4) Sister planted 19 aster plants and 15 rose plants. How many plants were planted in all?

Unaunu chuan aster thing 19 leh roʮse 15 a phun a. A vaiin engzat nge a phun?

Tens	Units

Do the addition. Write an example from real life in words.
Belh khawm la a piahah hian a taka thil thleng angin phuah rawh.

	Tens	Units
	2	4
+	1	6

	Tens	Units
	3	6
+	3	6

	Tens	Units
	3	6
+	4	7

	Tens	Units
	2	4
+	2	8

	H	T	U
	3	6	5
+	2	0	7

	H	T	U
	6	2	0
+	1	9	9

	H	T	U
	8	2	6
+	1	4	8

	H	T	U
	5	6	7
+	3	5	3

	H	T	U
	3	3	7
+	5	2	4

	H	T	U
	4	3	5
+	4	6	9

	H	T	U
	3	6	9
+	2	1	2
+		3	9
	5	①0	②0
	6	2	0

	H	T	U
	4	6	9
+	3	1	1
+	1	3	3

	H	T	U
	2	7	8
+	3	9	8
+		2	5

1) There are 415 mangoes in one crate.
There are 224 mangoes in another crate.
How many mangoes in total?

Bawm ah chuan theihai 415 a awm a,
bawm dang ah 224 a awm bawk a,
a vaiin theihai engzat nge awm?

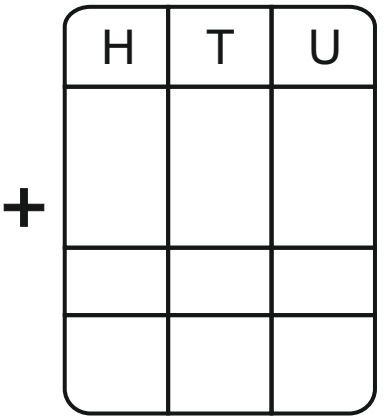

2) There are 625 boys and
225 girls in Rama's school.
How many students in all?

Rama te school ah chuan mipa
625 lehhmeichhia 225 an awm a,
an vaiin zirlai engzat nge awm

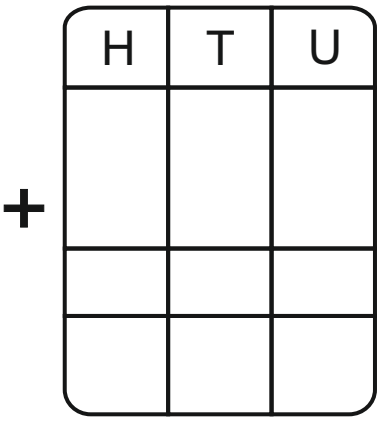

3) Siama has 211 marbles, Shamu has 535
and Mahesh 72 marbles. How many
marbles in all?

Siam'an marbles 211 a nei a, shamu
an 535 a neia , mohan an 72 a nei a,
a vaiin marbles engzat nge awm?.

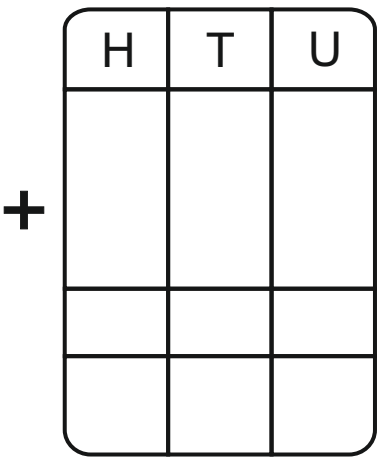

4) In a garden there are 512 banana trees,
192 guava trees and 26 custard apple trees.
How many trees in all?

Huan ah chuan balhla kung 512,
kawlthei 192 leh apples kung 26 a awm a,
a vaiin kung engzat nge awm?

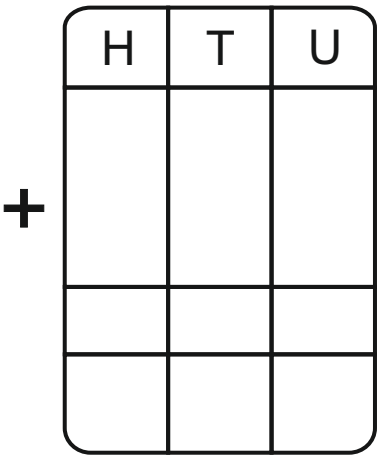

Do the addition. Write an example from real life in words.

Belh khawm la, a taka thil thleng ang in a thu nen phuah rawh.

	H	T	U
	3	2	0
+	2	4	0

	H	T	U
	5	4	5
+	2	8	9

	H	T	U
	2	6	8
+	1	0	1
+		8	7

	H	T	U
		4	1
+	2	7	2
+	3	9	5

Machines That Change the Number put into them :

This is a ‘ Add 10' machine. Whatever number you put in, it gives out a number by adding 10 to your number. (If needed use currency notes)

Kawl number a chhunga dah a alo in thlak danglam thei.

Heihi kawl sawma belh na a ni a eng number pawh in dah luh chuan, in number dah luh luh let sawm alo chhuak ang. A tul anih chuan currency notes a hman theih.



	2	15	60	123	502	600	1000
+10	12						



	25						
+10	35	80	100	234	610	2100	3000

This is a ‘ Add 20' machine. Fill in the numbers. (If needed use currency notes)

Hei hi khawl sawm hnih belh na ani a,tikhat ang che. A tul chuan currency notes a hman theih. Number dang pawh chutiang zel in.



	16	80		90			
+20	36		200		1010	1100	5000

This is a ‘ Add 50' machine. Fill in the numbers. (If needed use currency notes)



	20	90		290	1080		
+50	70		100			1100	5000

This is a ‘ Add 200' machine. Fill in the numbers. (Use currency notes if necessary)



	10	300	800		2030	3800	
+200	210			1100			4000

Count the number of vertices. Write it inside each shape.

Kil engzat nge an neih theuh chhiar a la, a number a chhung zel ah ziak rawh.



Join the dots and write the name of the shape.
Chhun han ho hi thai zawm la, eng shape nge ziak rawh.

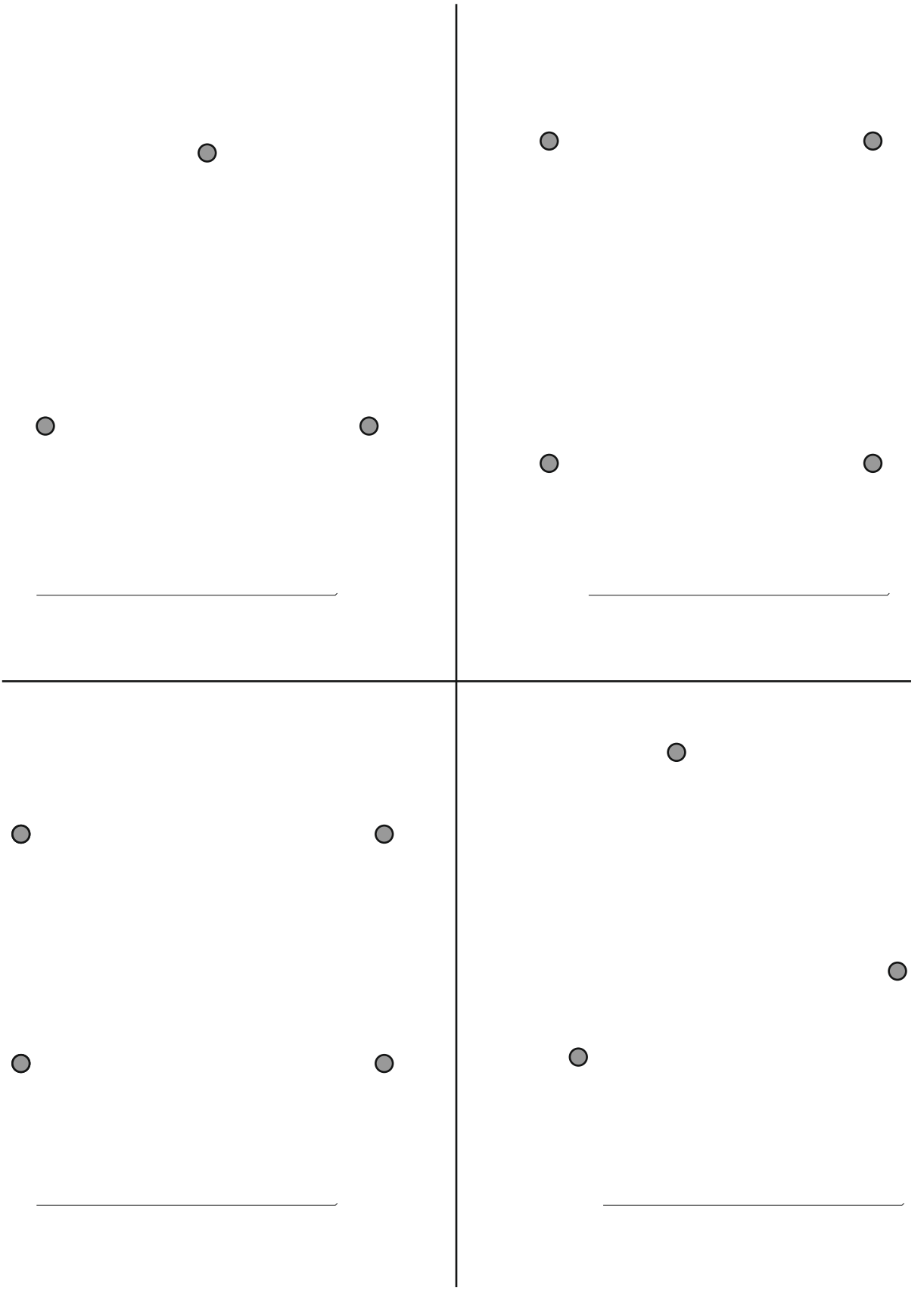

Write the name of the shape.

Eng shape nge ziak rawh



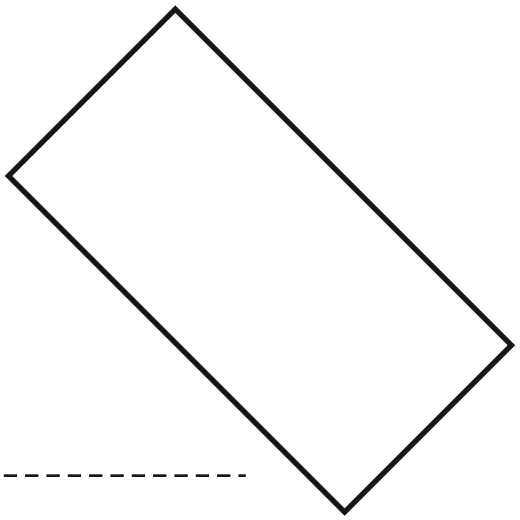



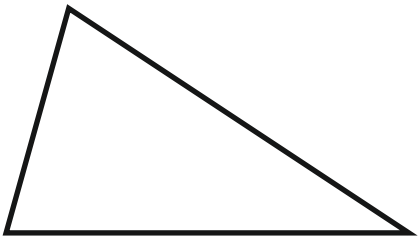



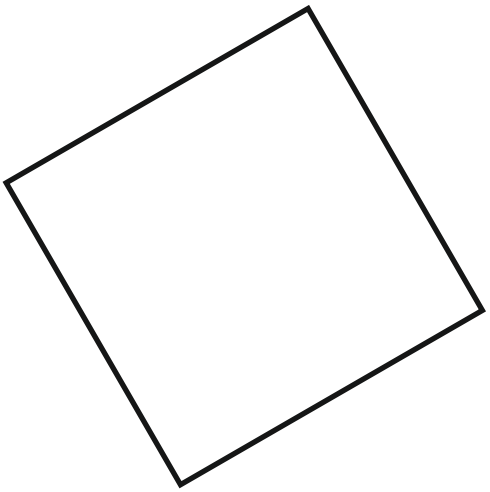





This shape is a _____

It has ☐ edges.

It has ☐ vertices.

He shape hi _____ a ni a

A tlang ☐ a nei

A zawmtu ☐ a nei



This shape is a _____

It has ☐ edges.

It has ☐ vertices.

He shape hi _____ a ni a

A tlang ☐ a nei

A zawmtu ☐ a nei

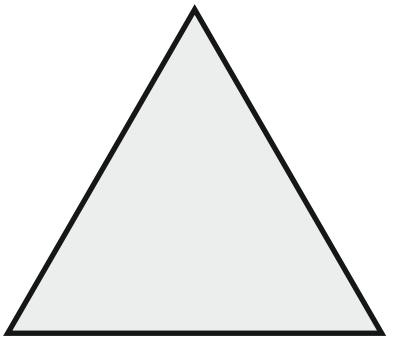

This shape is a _____

It has ☐ edges.

It has ☐ vertices.

He shape hi _____ a ni a

A tlang ☐ a nei

A zawmtu ☐ a nei

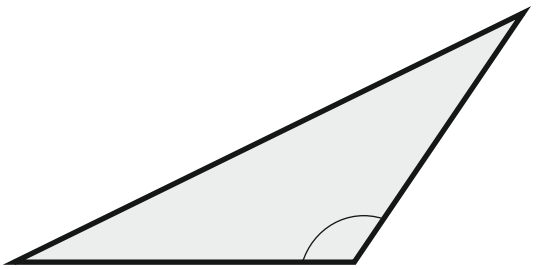

This shape is a _____

It has ☐ edges.

It has ☐ vertices.

He shape hi _____ a ni a

A tlang ☐ a nei

A zawmtu ☐ a nei

Colour three different rectangles.

Rectangles chi thum te chei rawh.



Colour three different squares.

Square chi thum te hi chei rawh.



For each shape write the names of three things which have that shape.

Heng shape ang chi thildang pathum ziak rawh.

Rectangle	Square	Circle	Triangle
_____	_____	_____	_____
_____	_____	_____	_____
_____	_____	_____	_____

Draw a small and a big rectangle.
Rectangle te leh lian ziak rawh

Draw a small and a big square.
Square te leh lian ziak rawh

Draw two different triangles.
Triangle pahnih lem siam rawh.

Draw a small and a big circle.
Circle te leh lian ziak rawh.

How many edges? How many vertices? Count and Write.

A tlang engzat nge awm a,a zawmtu kil engzat nge awm.
Chhiar la ziak rawh (a in kawp thai zawm rawh)

	Edges	Vertices
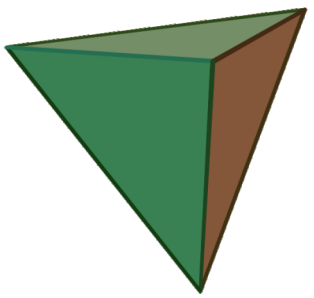	Edges	Vertices

Join the matching pairs.
A in kawp thai zawm rawh

A flat shape with four vertices
Thil rual/mam kil li nei

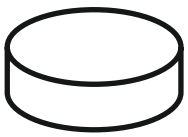

A cube with eight vertices
Cube kil riat nei

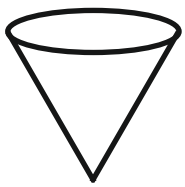

A shape with two flat circles
Thil rual/ mam bial hnih nei

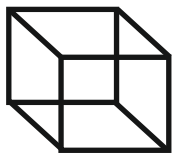

A shape with one flat circles
Pianhmang bial nei



Draw a shape which has no vertices :
Pian hmang kil nei ve lo ziak rawh.

Join the dots to complete the patterns.
Awmze nei in chhun han ho hi ziak zawm rawh

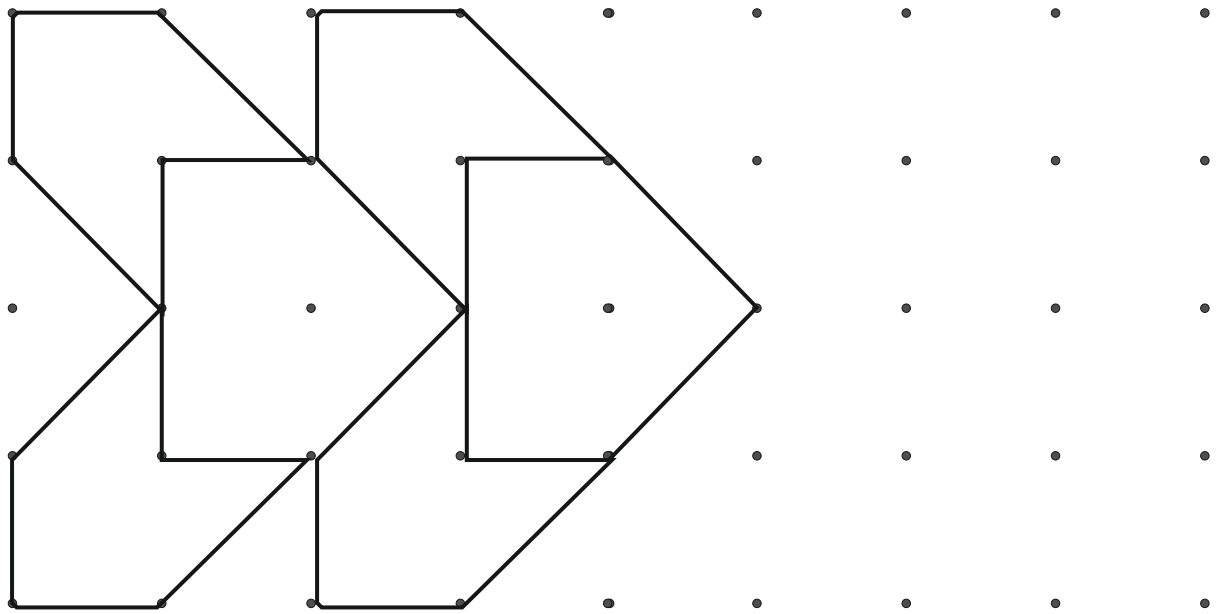

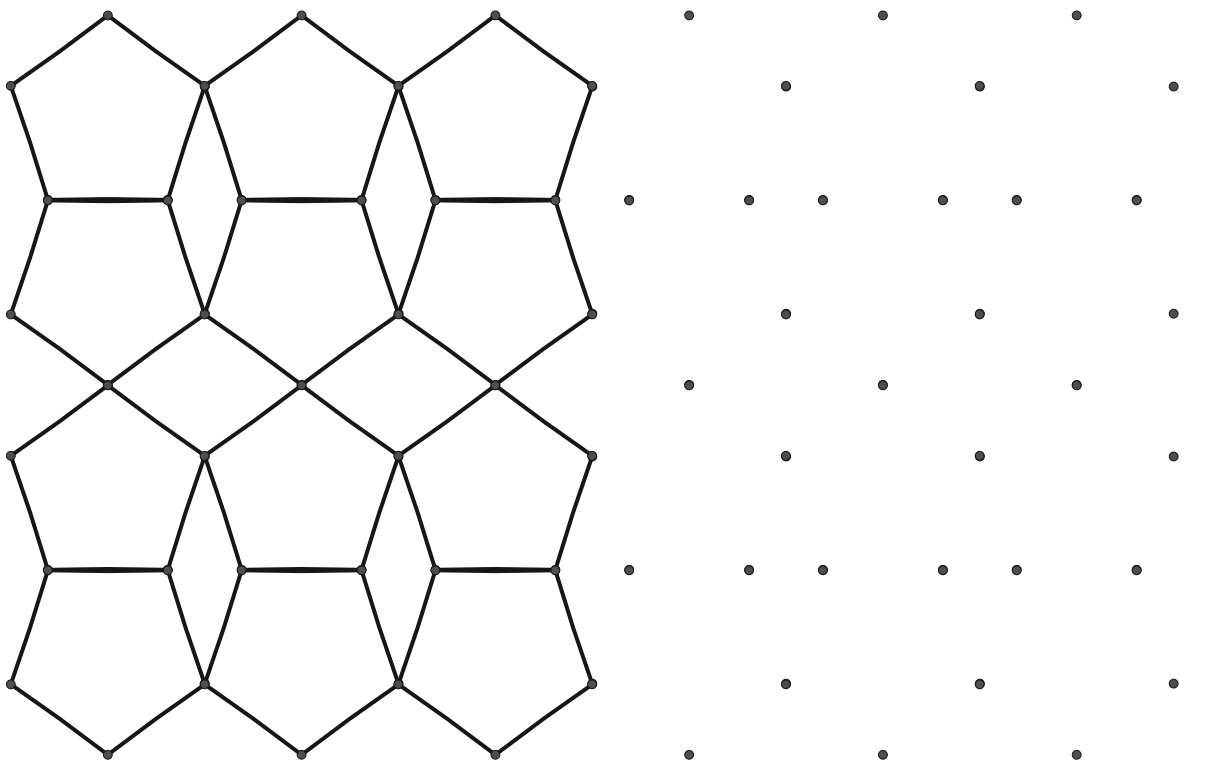

Change a ten into units and write the number in both forms.
Sawm bi hi pa ah thlak la, a numbers in a pa hnih ah ziak rawh.

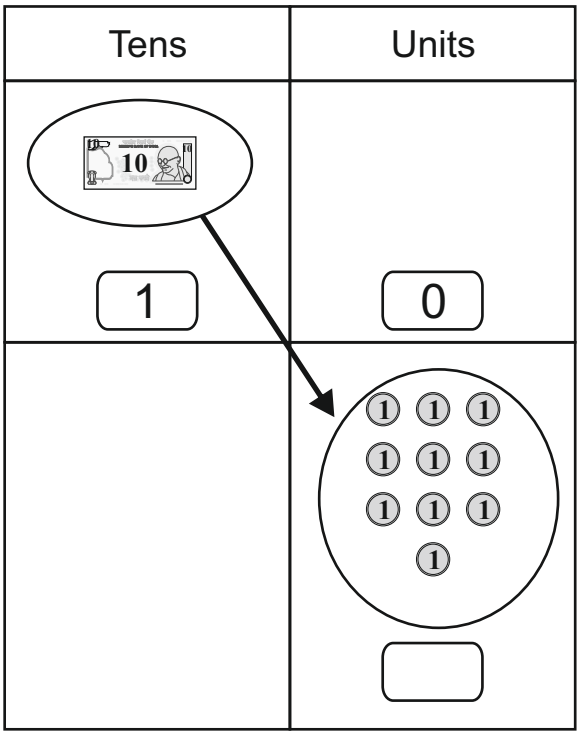

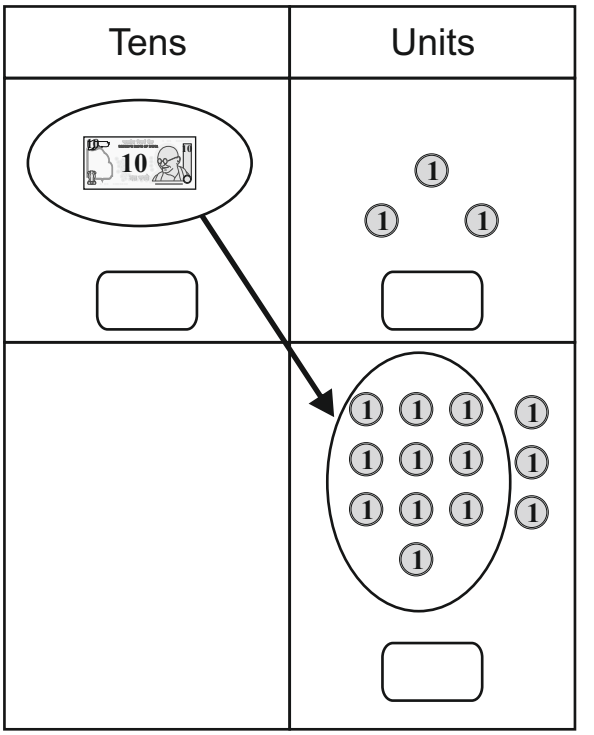



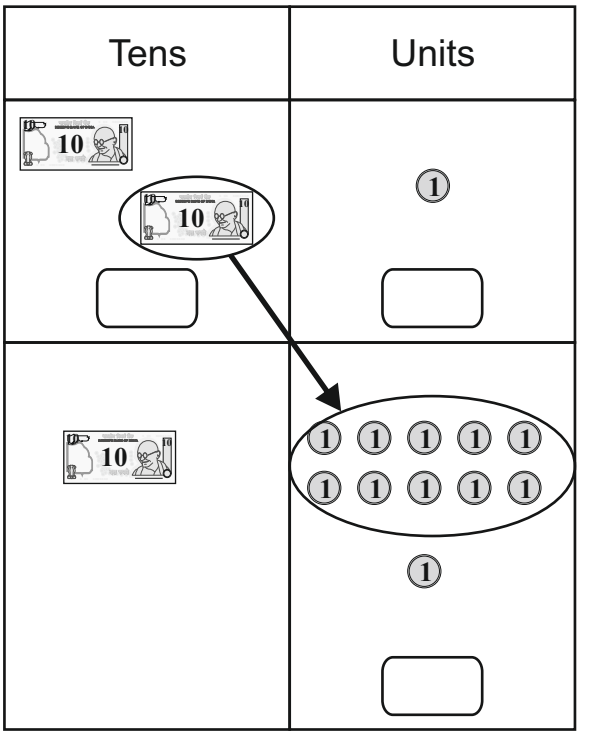

Convert one ten into units and write the number for each form.

Sawm bi hi pa ah let la a number hi a hmun ah theuh ziak rawh.

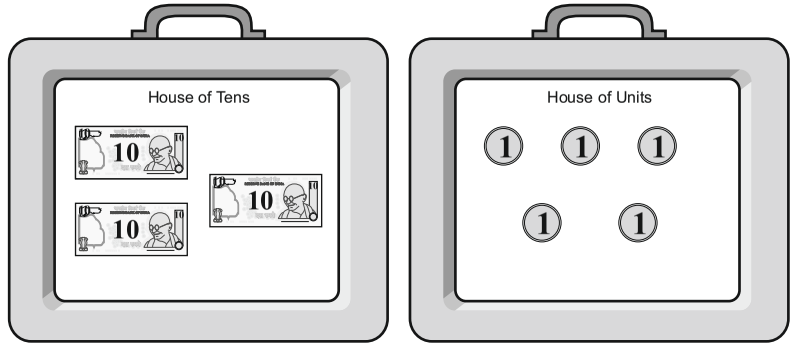

Tens	Units
3	5

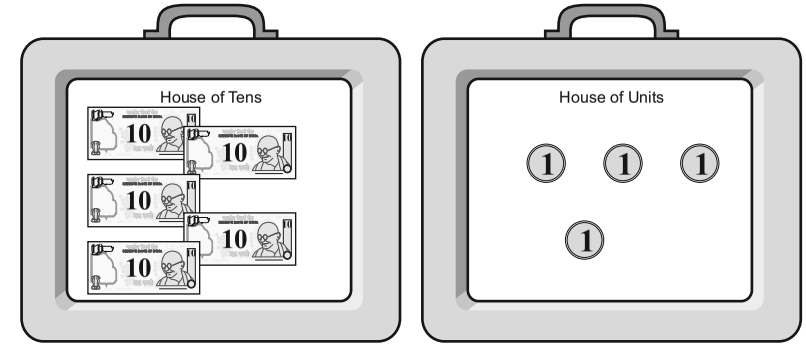

Tens	Units

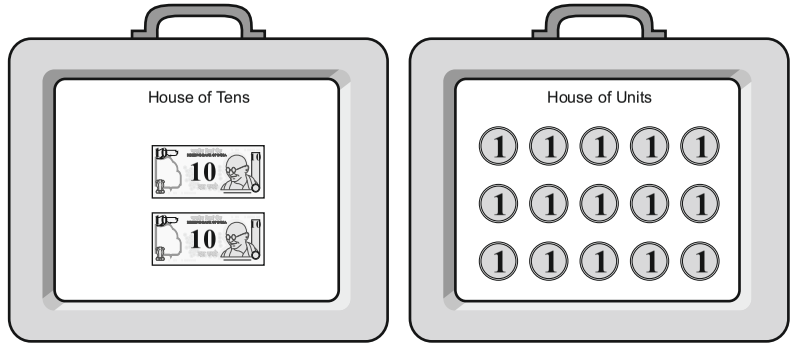

Tens	Units
2	15

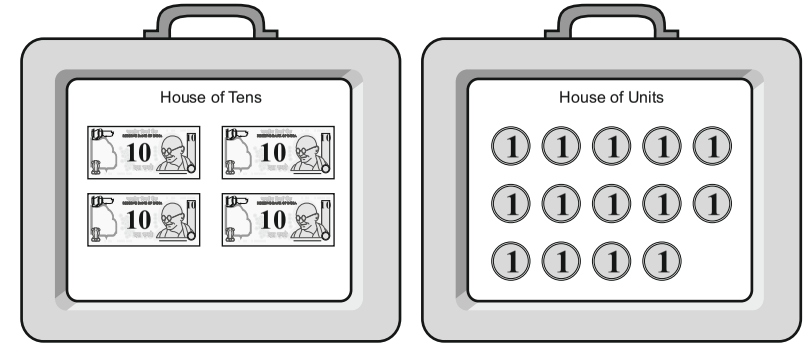

Tens	Units

Change one ten into units and write the number for each form.
Sawm bi hi pa ah thlak la number hi an awm na hmun ah dah rawh.

Tens	Units
2	3

2 Tens 3 Units →

Tens	Units
1	13
~~2~~	~~3~~

1 Ten 13 Units

Tens	Units
3	5

3 Tens 5 Units →

Tens	Units
2	15
~~3~~	~~5~~

2 Tens 15 Units

Tens	Units
3	6

→

Tens	Units
3	6

Tens	Units
3	3

→

Tens	Units
3	3

Tens	Units
8	0

→

Tens	Units
8	0

Make each number in three different forms and write the numerals for each form.

A number ho hi chithum ah siam la, a dahna hmun ah dah ang che.

21

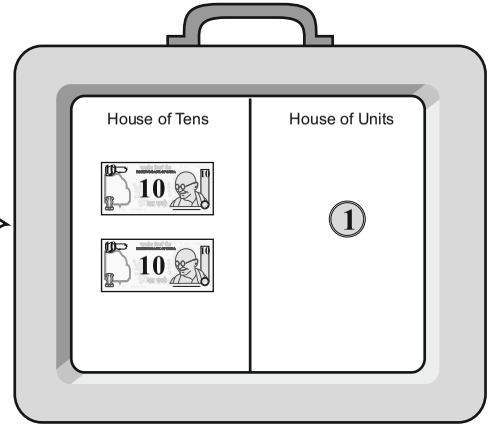

Tens	Units

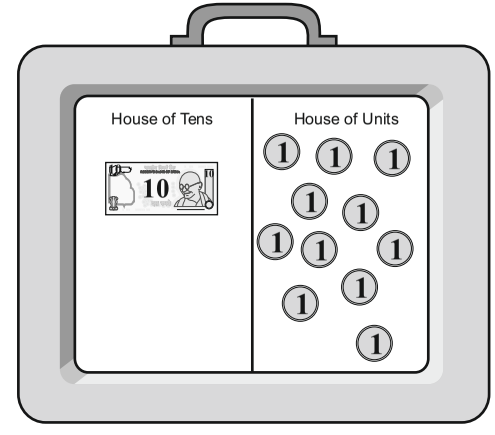

Tens	Units

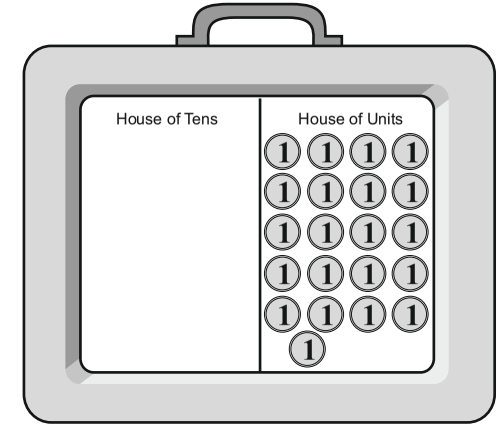

Tens	Units

30

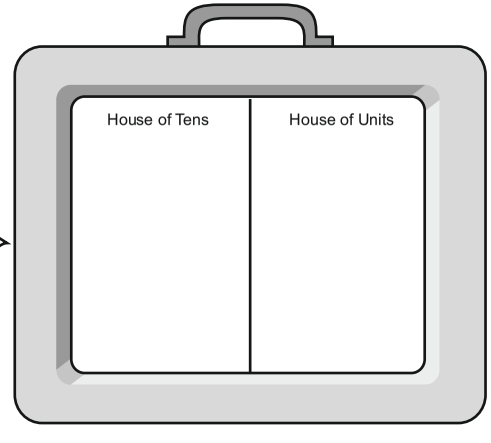

Tens	Units

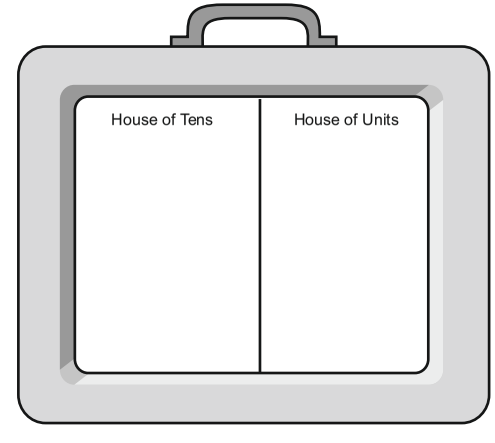

Tens	Units

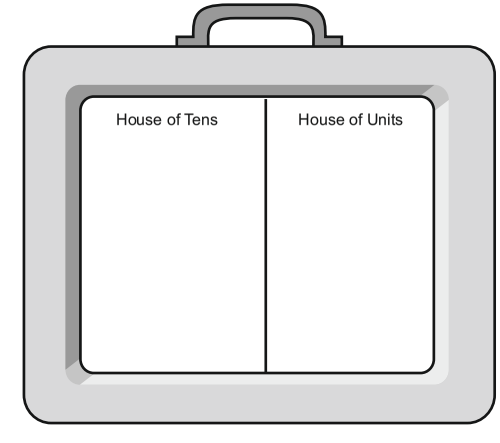

Tens	Units

Draw the number in four different forms and write the numeral for each form.
Number kha chi li in siam la, chung numbers te chu a dah na hmun ah dah ang che.

34

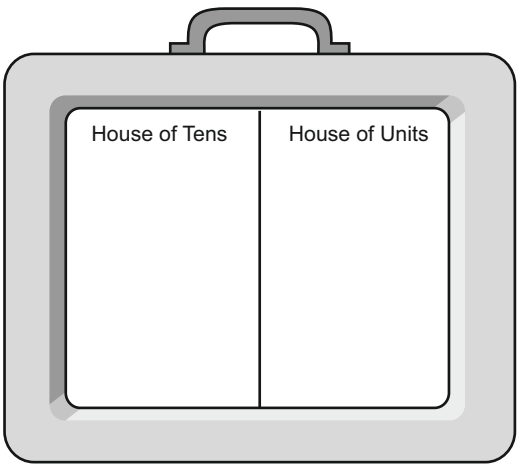

Tens	Units

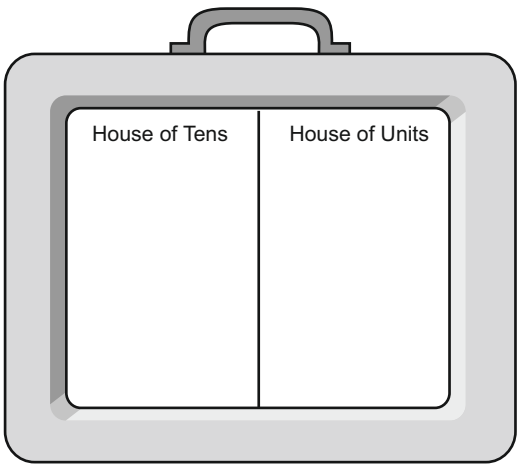

Tens	Units

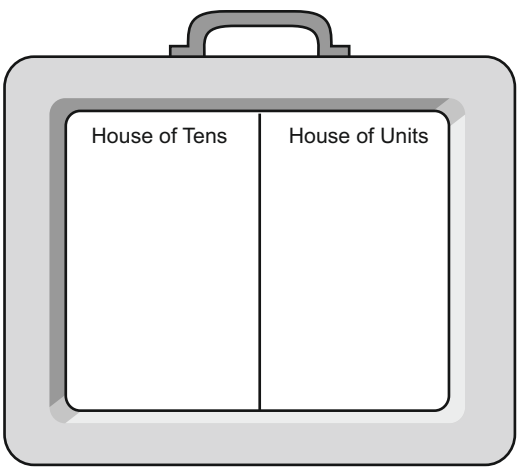

Tens	Units

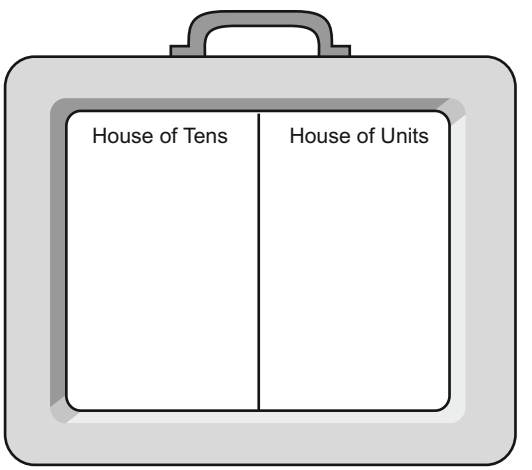

Tens	Units

Draw the number in four different forms and write the numeral for each form.
Number khi chi li in siam la, a dah na hmun tur ah dah ang che.

52

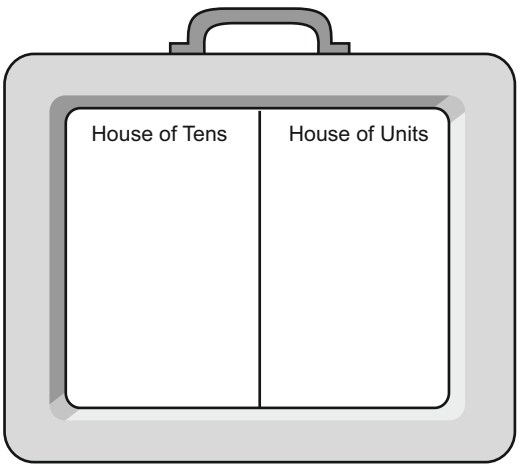

Tens	Units

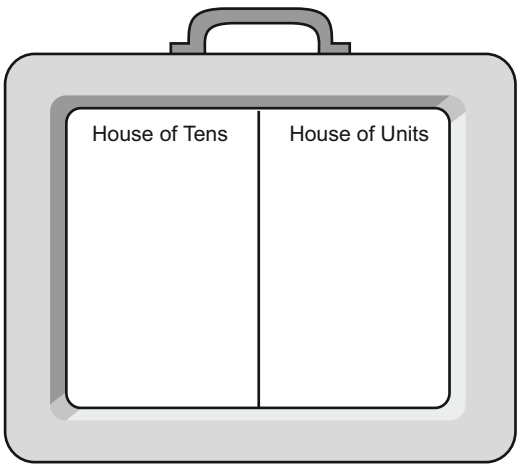

Tens	Units

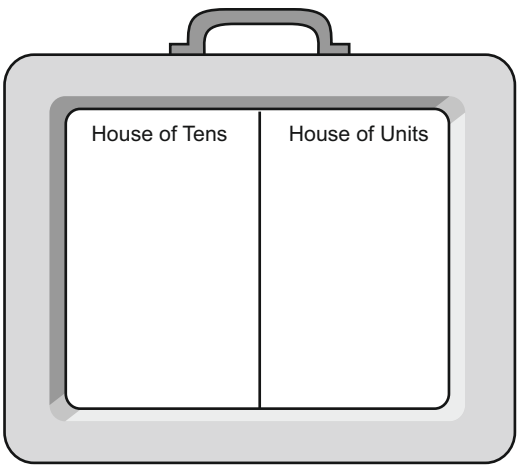

Tens	Units

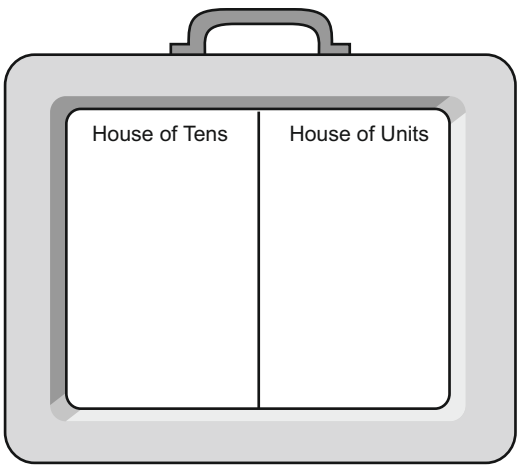

Tens	Units

Tens	Units
3	15
~~4~~	~~5~~
− 2	8
1	7

Tens	Units
6	2
− 1	9

Tens	Units
4	0
− 1	8

Tens	Units
3	0
−	9

Tens	Units
5	7
− 2	8

Tens	Units
6	3
− 3	6

Tens	Units
7	7
− 3	2

Tens	Units
4	4
− 1	8

Tens	Units
5	0
− 3	1

Tens	Units
2	5
− 1	5

Tens	Units
9	2
− 8	9

Tens	Units
5	2
−	8

1) There are 42 students in Liana's class. 26 are girls.
How many of the students are boys?

Liana te class ah zirlai 42an awm a, 26 chu hmeichhia an ni a, zirlai mipa awmzat chhut chhuak rawh.

	Tens	Units
	3	12
−	~~4~~ 2	~~2~~ 6
	1	6

2) Siama purchased jaggery worth 17 rupees. He gave the shopkeeper 50 rupees.
How much change did he recieve?

Siam'an chithlum cheng 17 man a lei a, dawr neitu pa chu cheng 50 a pe a, pawisa engzat nge lo kir leh ang?

Tens	Units

3) There were 31 parrots on a tree. 14 flew away. How many remained?

Vaki 31 thing ah a awma, 14 an thlawk sawna. Engzat nge thing ah la awm?

Tens	Units

4) There were 70 bags of wheat in the shop. 38 bags were sold.
How many remained?

Buh bag 70 chu dawr ah a awm a,. Bags 38 hralh ani a, bag engzat nge la bang?

Tens	Units

1) One mango tree had 58 mangoes. The other had 34 mangoes. What was the total number of mangoes on both trees?

Theihai kung khat ah 58 a rah a, a kung dang ah 34 a rah a, kung hnih ah engzat nge a vaiin a rah.?

	Tens	Units
	3	12
+	4	2
	2	6
	1	6

2) There are 24 boys and 26 girls in Sawma's class. How many students are there in all?

Sawma te class ah chuan mipa 24 leh hmeichhia sawm hnih paruk an awm a, a vaiin zirlai engzat nge awm?

Tens	Units

3) Mummy has 42 rupees. Daddy has 49 rupees. How many rupees do they both have?

Ka nu in cheng 24 a nei a, ka pa in cheng 49 a nei a, an pahnih in engzat nge an neih?

Tens	Units

4) Sister planted 19 aster plants and 15 roses plants. How many plants in all?

Unaunu chuan asper par 19 leh rose 15 a phun a. A vaiin engzat nge a phun.?

Tens	Units

	H	T	U
−	7	8	8
	3	9	8

	H	T	U
−	3	5	6
	1	4	5

	H	T	U
−	6	9	5
	2	0	8

	H	T	U.
−	5	3	4
	2	1	2

	H.	T	U
−	6	0	0
	2	0	1

	H	T	U
−	3	6	5
	2	0	7

	H	T	U
−	4	0	0
		9	5

	H	T	U
−	7	1	5
	1	2	6

	H	T	U
−	3	6	9
	2	8	9

1) There are 290 students in a school. Of these 151 are girls. How many boy students are there?

School ah zirlai 290 an awm a, 151 te chu hmeichhia an ni a, engzat nge zirlai mipa ni ang.?

	H	T	U
−			

2) There were 205 ladoos in the box. 195 were distributed. How many remain?

Ladoos 205 chu bawm ah a awm a, 190 chu semral a ni a, engzat nge la bang?

	H	T	U
−			

3) Siama made 736 akash kandeels. He sold 549. How many remained with him?

Siam'an bati 736 a siam a, 549 a hralh a, engzat nge la bang?

	H	T	U
−			

4) There were 856 baloons tied in the circus tent. 663 burst. How many balloons remained?

Circus an neih na hmun puan in ah chuan baloons 856 an tar a, 663 a puak keh a. Baloons engzat nge la bang awm?

	H	T	U
−			

Look at the calendar page below and answer the questions.
A hnuai a calendar phek hi en la, zawhna te chhang rawh.

January 2008

Monday		7	14	21	28
Tuesday	1	8	15	22	29
Wednesday	2	9	16	23	30
Thursday	3	10	17	24	31
Friday	4	11	18	25	
Saturday	5	12	19	26	
Sunday	6	13	20	27	

1) How many days were there in this month? _____
1) He thla ah hian ni engzat nge awm.?

2) What day was the 9th? _____
2) Ni 9 hi eng ni nge?

3) How many Thursdays were there in this month? _____
3) Ningani engzat nge awm he thla ah hian.?

4) What was the date of the first Tuesday in the month? _____
4) He thla a thawh leh ni hmasa ber hi eng ni nge?

5) What was the date of the last Friday of the month? _____
5) He thla a, zirtawpni tawp ber hi eng ni nge.?

6) How many weeks are there between the 8th and 22nd? _____
6) Ni 8- 22 inkar ah hian kar engzat nge awm.?

7) What was the last day of the month? _____
7) Thlatawp ber ni hi eng ni nge.?

8) What was the first day of the next month? _____
8) He thla dawt chiah ni hi eng ni nge.?

Write the time.
Darzat ziak rawh?

1:15





Draw the hands of the clock to show the time written below.
Sana kut hi a hnuai a dar zat mil in ziak rawh



2:15



3:45



4:15



9:00



10:45



7:30




Two lions, how many paws?
Sakeibaknei pahnih in kephah engzat nge an neih?

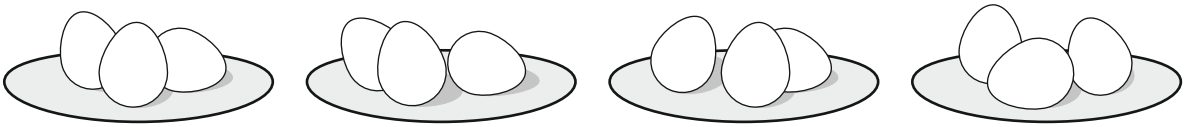

3 eggs in each plate. 4 plates in all. How many eggs in all?
Plate tin ah artui pumthum a awm theuh a, a vaiin plate pali a awm a, a vaiin artui engzat nge awm?



4 pears in each basket and 3 baskets. How many pears in all?
Pear thei pali theuh chu baskets tin ah pathum a awm a, a vaiin pears thei engzat nge awm?

---

5 cycles. How many wheels in all?
Thirsakawr pali in ke engzat nge a vaiin a neih?

---

4 spiders have how many legs in all?
Maimawm 4 in ke engzat nge an neih ang?

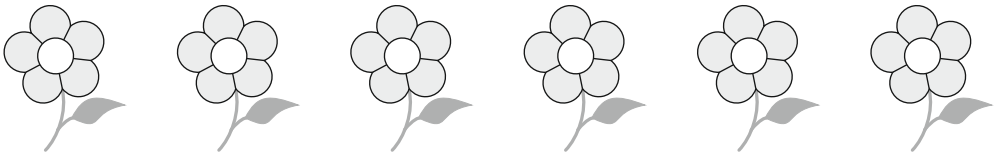

6 flowers, each with 5 petals. How many petals?
Pangpar paruk in par panga theuh a neia, a vaiin par engzat nge awm?



6 + 6 + 6 = ☐

Three times six apples
Apple paruk hmun thum = 3 x 6 = ☐

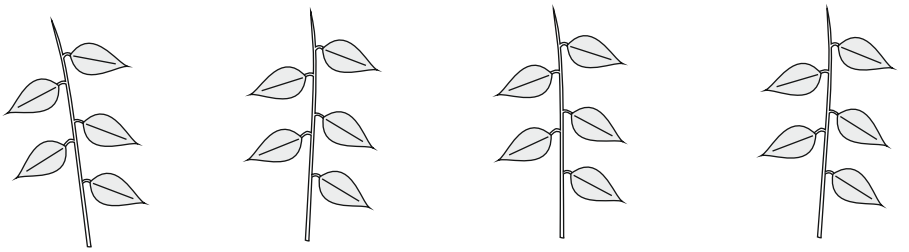

5 + 5 + 5 + 5 = ☐

Four times five leaves
Hnah panga hmun li = 4 x 5 = ☐

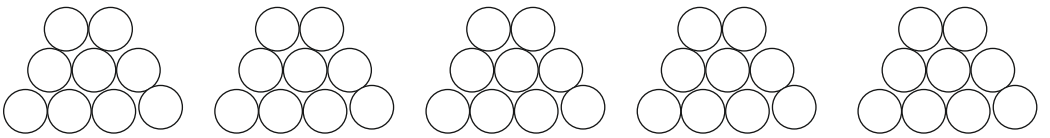

9 + 9 + 9 + 9 + 9 = ☐

Five times nine lemons
Ser pakaw hmun li = 5 x 9 = ☐

Look at the plugs placed on the mathemat. Write the addition and multiplication.
Mathemat a pin zat en la,belh emaw puntirin chhang rawh.

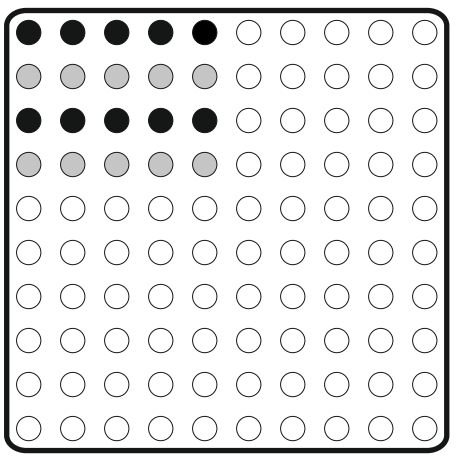

5
+ 5
+ 5
+ 5
20

4 x 5 = ☐

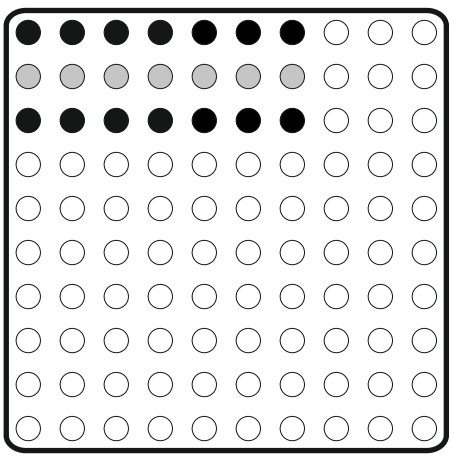

☐
+ ☐
+ ☐
☐

☐ x ☐ = ☐

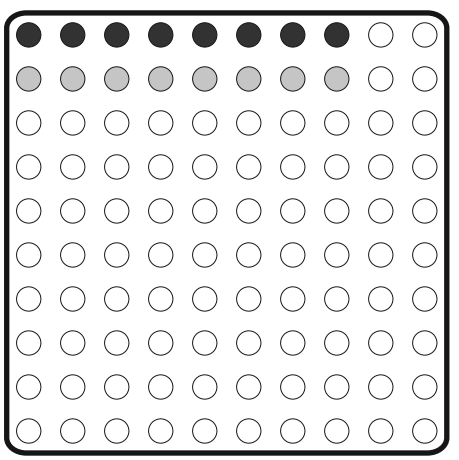

+ ☐
+ ☐
☐

☐ x ☐ = ☐

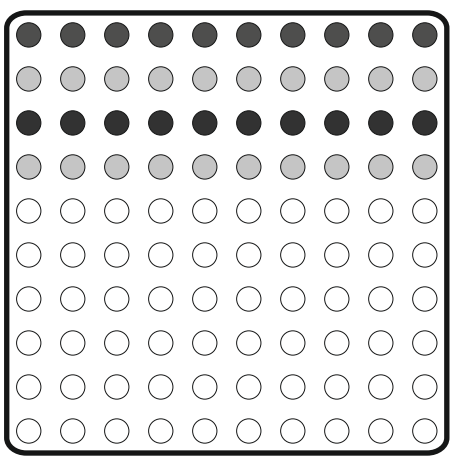

☐
+ ☐
+ ☐
+ ☐
☐

☐ x ☐ = ☐

Look at the addition, write the multiplication and the answer. Colour the squares.
Belh leh puntir hi enchiang la,a zawhna chhang rawh.Kil li nei ho hi chei ang che.

5 + 5 + 5 + 5

= 4 x 5 = ☐



3 + 3 + 3 + 3 + 3 + 3 + 3

= ☐ x ☐ = ☐



0 + 0 + 0

= ☐ x ☐ = ☐



2 + 2 + 2 + 2 + 2

= ☐ x ☐ = ☐







	Addition	Multiplication	Total
3 Bulls have how many legs? Bawng pa 3 in ke engzat nge an neih?	4 + 4 + 4	3 x 4	12
How many wheels of 3 carts. Tawlailir 3in ke engzat nge an neih?			
How many horns 3 bulls have Bawng pa 3 in Ki engzat nge an neih?			
How many tails? Mei engzat nge an neih?			
How many eyes? Mit engzat nge an neih?			

Addition	Multiplication	Total
5 + 5 + 5 + 5		
4 + 4 + 4 + 4 + 4 + 4		
7 + 7		
10+ 10 + 10 + 10 + 10 + 10 + 10		
	3 x 4	
	6 x 5	
	7 x 10	

Join the pairs.

A mil pui thai zawm rawh.

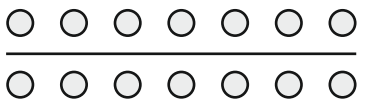

5×3



4×4

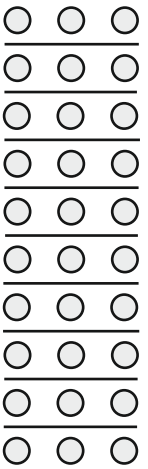

2×7

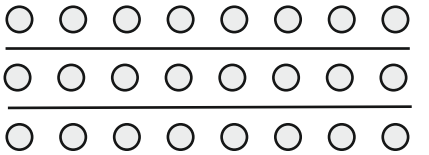

3×8

7×4





5×6

9×1



10×3

Join the pairs.
A mil pui thai zawm rawh.

2 times 3
2 hmun 3

2 + 2 + 2

6 times 4
6 hmun li

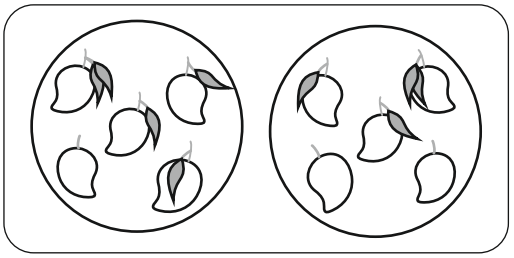

4 + 4 + 4 + 4 + 4

Seven multiplies five
7 a 5 puntir

4 times six
4 hmun 6

5 + 5 + 5 + 5

How many wheels in all?
A vaiin ke engzat nge awm?

6 × 4

5 × 5

2 × 5

2 × 3

4 × 5

4 × 6

4 × 2

3 × 2

7 × 5

See the picture. Write the multiplication.
A lem hi en la. A puntirna ziak rawh

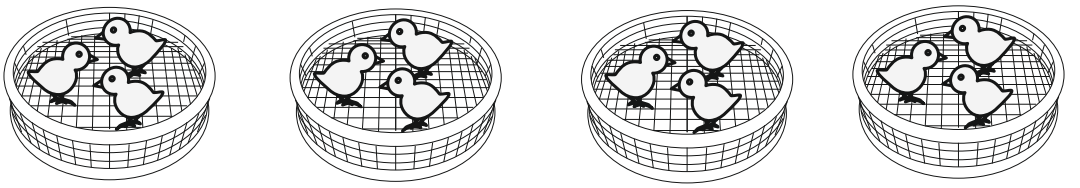

☐ × ☐ = ☐



☐ × ☐ = ☐

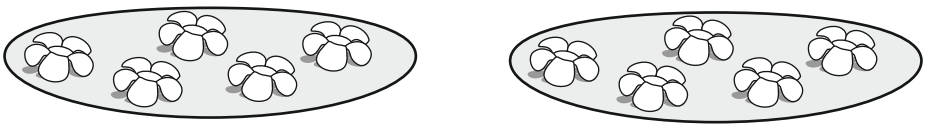

☐ × ☐ = ☐

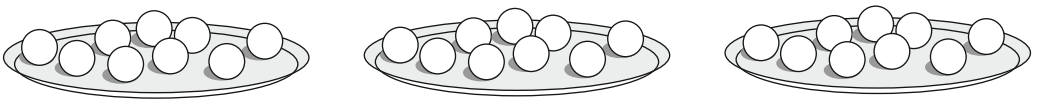

☐ × ☐ = ☐



☐ × ☐ = ☐

Show the multiplication by colouring the squares. Write tjhe answer.
Puntirna hmanga kil li nei siam hi chei la,a chhanna ziak rawh.



Use 1 cm unit cubes. Make the rectangles shown on your slate.
Write the multiplications.
Cube 1cm hmangin slate ah rectangle siam la.A puntirna ziak rawh.

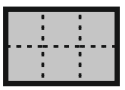

	T	U
		3
x		2
		6

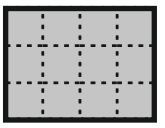

	T	U
x		

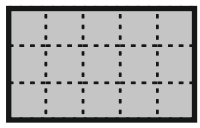

	T	U
x		

Look at the given multiplications. Draw the rectangle and write the answer.
Puntirna ho hi en la,a hnuaiah rectangle ziakin a chhanna ziak rawh.

	T	U
		6
x		3
	1	8

	T	U
		5
x		7

	T	U
		4
x		5

Use unit cubes. Make the rectangle for each multiplication. Write the answer.
Cubes hmangin rectangle siam la,puntir rawh

	T	U
		3
x		3

	T	U
		4
x		1

	T	U
		4
x		0

Draw the plugs on the mathemat to show the multiplication. Write two examples of the multiplication.
Mathemat-a a kua hi puntirna hmangin ti phui rawh.Puntirna tur entirna pahnih ziak la.

	T	U
		5
×		3

Three times five
(3 hmun 5)



	T	U
		7
×		8

Eight times seven
(8 hmun 7)



Look at the rectangle formed. Write the multiplication.

Rectangle awmdan en la, puntir rawh.









Colour the rectangle to show the multiplication. Write the answer.
Puntir tilang turin rectangle hi chei la, a chhan na ziak rawh.

	T	U
×		5
		4



	T	U
×		2
		8



T	U
	8
	8



	T	U
×		4
		0



5 x 3 = Five times three = 15
Panga hmun thum

3 x 5 = Three times five = 15
Pathum hmun nga

3 x 5 and 5 x 3 are a corresponding pair of direct and reverse multiplication. .

3x5 leh 5x3 te hi number in mil leh a letling zawng pawha number inang an ni.

Match and Join such corresponding pairs below.
A chunga number te hi a tluk pui thai zawm rawh.



Join the direct and reverse corresponding pairs.
A tluk pui thai zawm rawh.

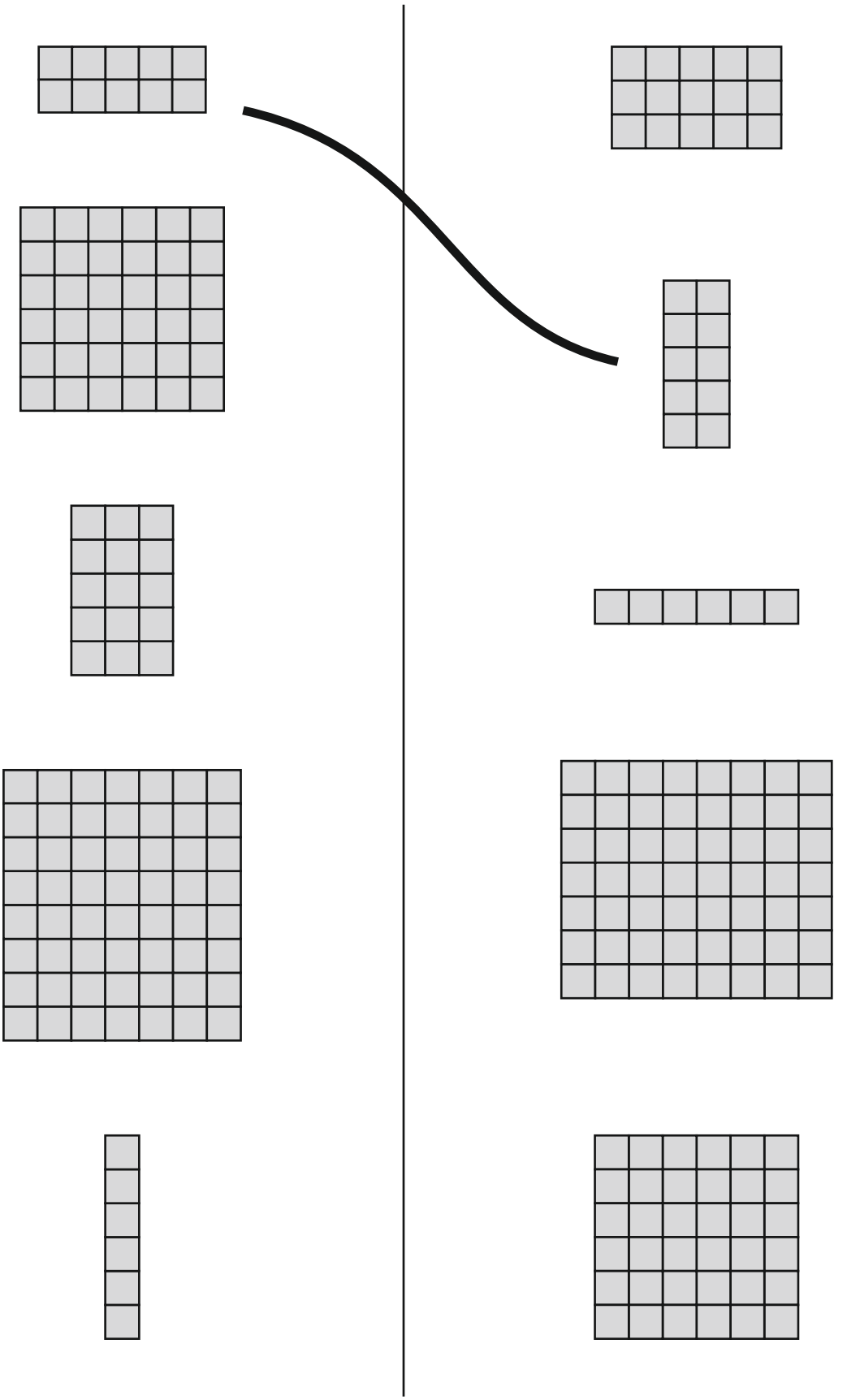

Tables of two
Pahnih hmun

1 times two
1 hmun 2
=

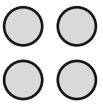

2 times two
2 hmun 2
=



3 times two
3 hmun 2
=

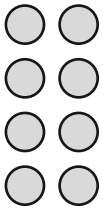

4 times two
4 hmun 2
=



5 times two
5 hmun 2
=

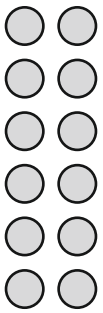

6 times two
6 hmun 2
=



7 times two
7 hmun 2
=

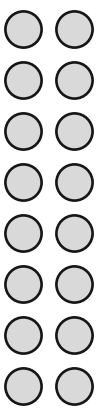

8 times two
8 hmun 2
=



9 times two
9 hmun 2
=

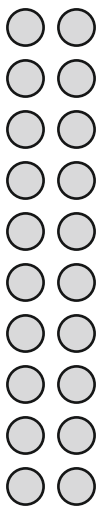

10 times two
10 hmun 2
=

Tables of ten
Sawm hmun

1 times ten
1 hmun 10
= ☐

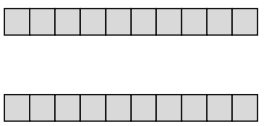

2 times ten
2 hmun 10
= ☐

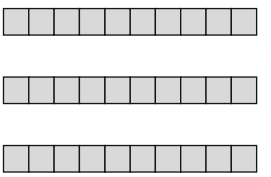

3 times ten
3 hmun 10
= ☐

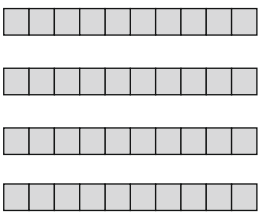

4 times ten
4 hmun 10
= ☐

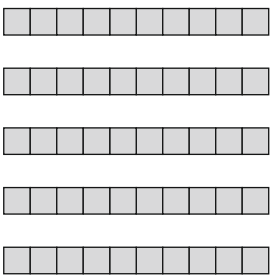

5 times ten
5 hmun 10
= ☐



6 times ten
6 hmun 10
= ☐



7 times ten
7 hmun 10
= ☐



8 times ten
8 hmun 10
= ☐



9 times ten
9 hmun 10
= ☐



10 times ten
10 hmun 10
= ☐

Tables of five
Panga hmun

1 times five
1 hmun 5
= ☐



2 times five
2 hmun 5
= ☐



3 times five
3 hmun 5
= ☐



4 times five
4 hmun 5
= ☐



5 times five
5 hmun 5
= ☐



6 times five
6 hmun 5
= ☐



7 times five
7 hmun 5
= ☐



8 times five
8 hmun 5
= ☐



9 times five
9 hmun 5
= ☐



10 times five
10 hmun 5
= ☐

Tables of three
Pathum hmun

1 times three
1 hmun 3
=



2 times three
2 hmun 3
=



3 times three
3 hmun 3
=



4 times three
4 hmun 3
=



5 times three
5 hmun 3
=



6 times three
6 hmun 3
=



7 times three
7 hmun 3
=



8 times three
8 hmun 3
=



9 times three
9 hmun 3
=



10 times three
10 hmun 3
=

Tables of four
Pali hmun

1 times four
1 hmun li
=



2 times four
2 hmun li
=



3 times four
3 hmun li
=



4 times four
4 hmun li
=



5 times four
5 hmun li
=



6 times four
6 hmun li
=



7 times four
7 hmun li
=



8 times four
8 hmun li
=



9 times four
9 hmun li
=



10 times four
10 hmun li
=

1) One balloon costs Rs.2.
How many rupees do 6 balloons cost?

Balloon pakhat chu cheng 2 a ni a.
Balloon 6 man chu engzat nge?

	Tens	Units
		2
x		6
	1	2

2) 5 Children in one group.
How many children in 7 such groups?

Group pakhat ah naupang 5 an awm a.
Group 7 ah naupang eng zat nge awm ang?

Tens	Units

3) Hlima brought 6 books each costing 4 rupees.
How many rupees did she spend?

Hlima chuan lehkha bu 6 a lei a,1 man chu
cheng li zel ani a.pawisa engzah nge a sen?

Tens	Units

4) Pari planted 10 rows of 6 shrubs each.
How many shrubs did she plant in all?

Pari chuan thing tlar 10 phun in, tlar khat zelah
6 a dah a. A vaiin thing engzah nge a phun?

Tens	Units

5) 10 mangoes in one box.
How many mangoes in 8 such boxes?

Box pakhatah theihai 10 a awm a,
box 8 ah theihai engzah nge awm ang?

Tens	Units

Do the multiplication. Write an example in words.

Puntir la,entirna a thu in ziak rawh.

	Tens	Units
		4
x		3
	1	2

	Tens	Units
		9
x		2

	Tens	Units
		8
x		5

	Tens	Units
		3
x		6

Write the tables for one till ten.

Pakhat hmun sawm thleng ziak rawh.

1	2	3	4	5	6	7	8	9	10
2	4	6							
3	6								
4	8								
5	10								
6	12								
7	14								
8	16								
9	18								
10	20								

Fill in the blank boxes in the following tables.

A kar awl box ho hi dah khat rawh.

6		18			36				60

8			32				64		

	14								70

Colour the tables of 2 in red.
2 hmun rawng chin chei rawh.

Colour the tables of 3 in blue.
3 hmun a pawl in chei rawh.

Colour the tables of 5 in yellow.
5 hmun a eng in chei rawh.

Colour the tables of 10 in green.
10 hmun a hring in chei rawh.

1	11	21	31	41	51	61	71	81	91
2	12	22	32	42	52	62	72	82	92
3	13	23	33	43	53	63	73	83	93
4	14	24	34	44	54	64	74	84	94
5	15	25	35	45	55	65	75	85	95
6	16	26	36	46	56	66	76	86	96
7	17	27	37	47	57	67	77	87	97
8	18	28	38	48	58	68	78	88	98
9	19	29	39	49	59	69	79	89	99
10	20	30	40	50	60	70	80	90	100

Use your multiplication table and write the answer.

Puntirna dan hmangin chhang rawh.

	T	U
		2
x		4

	T	U
		3
x		2

	T	U
		3
x		3

	T	U
		7
x		5

	T	U
		9
x		1

	T	U
		8
x		0

	T	U
		6
x		6

	T	U
		8
x		7

	T	U
		9
x		0

	T	U
		4
×		2

2 times 4
2 hmun li

	T	U
		4
×		3

3 times 4
3 hmun li

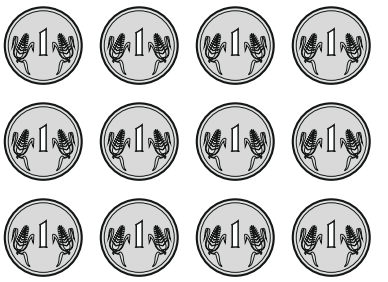

12 one rupee coins
Exchange 10 coins for one 10 rupee note.
We get 12 rupees in this form.

Cheng khat nawi 12 a awm
A nawi 10 cheng 10 tlanga kan thleng in
Hetiang hian cheng 12 kan nei ang



We write 1 in house of tens and 2 in the units house.
1 hi sawm lnah kan dah anga 2 hi pa lnah kan dah ang.

Use currency notes and coins and do the multiplications.
Pawisa tlang leh a nawi hmangin puntir rawh.

	T	U
		5
×		4

	T	U
		8
×		8

	T	U
×		

	T	U
		1
×		9

Tables of Ten

Sawm hmun

10 x 1		=	
10 x 2		=	
10 x 3	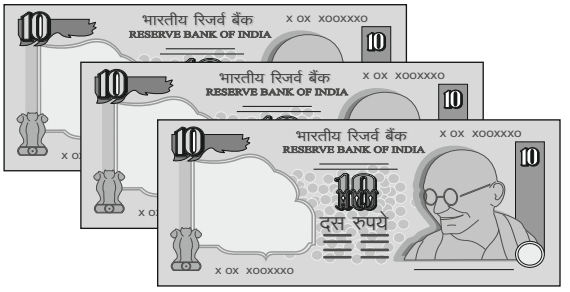	=	
10 x 4	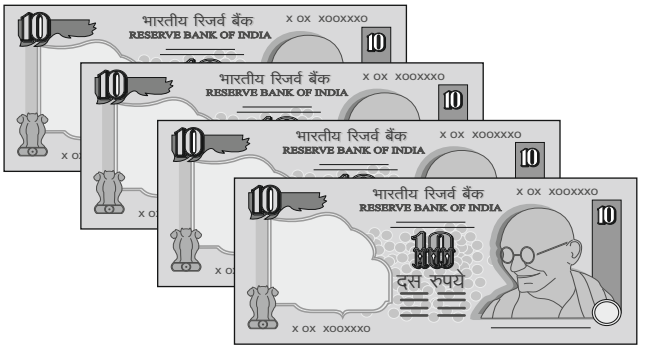	=	

10 x 5	10 x 6	10 x 7	10 x 8	10 x 9	10 x 10	10 x 0

Use currency notes and do the following multiplications.
Currency notes hmangin a hnuai ami te hi puntir rawh.

	T	U
	1	0
×		4

10 rupees taken 4 times. What will you get. Write the answer.

Cheng 10 vawi li kan lak in engzah nge kan neih ang. ziak rawh.

	T	U
	4	0
×		2

40 rupees taken 2 times.What will you get. Write the answer.

Cheng 40 vawi 2 kan lak in engzah nge kan neih ang.ziak rawh.

	T	U
	3	0
×		3

30 rupees taken 3 times. What will you get.Write the answer.

Cheng 30 vawi 3 kan lak in engzah nge kan neih ang. ziak rawh.

	T	U
	2	0
×		4

20 rupees taken 4 times.What will you get. Write the answer.

Cheng 20 vawi 4 kan lak in engzah nge kan neih ang.ziak rawh.

Study and Observe the above examples, What rule do you observe?
Use that rule to write the answers below.

A entirna ho khi zirchiang la,eng tianga tih tur nge I hria em?
A tih dan tur nia I hriat ang chuan chhang rawh.

1) 10 x 6 = ☐

2) 20 x 3 = ☐

3) 30 x 2 = ☐

4) 10 x 9 = ☐

5) 70 x 1 = ☐

6) 80 x 0 = ☐

Use notes and coins to do the following multiplication

Pawisa tlang leh nawi hmangin puntir rawh

Take 20, five times, How much will you get?
Write the answer.How will you write it?

20 vawi nga I lak in, engzat nge I neih ang ziak la,
engtin nge I neih ang.

	H	T	U
		2	0
×			5
	1	0	0

Zero units taken 5 times. We write zero in the units house. 2 tens taken 5 times means 10 tens. 10 tens = 1 hundred. We make a house of hundreds on the left of the house of ten's. We write 1 in the house of hundreds, and zero in the house of tens.

Unit zero vawi 5 kan lak chuan, zero chu Pa Inah kan ziak a, 2 vawi nga kan lak chuan 10 alo ni a, 10 tens = 1 hundred. Za In kha 10 In piahah kan siam a. 1 kha za Inah kan ziak a ,zero kha sawm Inah kan ziak.

	H	T	U
		3	0
×			4

	H	T	U
		4	0
×			5

	H	T	U
		8	0
×			3

	H	T	U
		6	0
×			4

	H	T	U
		4	0
×			6

	H	T	U
		7	0
×			5

	H	T	U
		5	0
×			7

	H	T	U
		5	0
×			2

	H	T	U
		9	0
×			3

3 x 12

We want to do 3 x 12. Take 3 times 12 rupees. Keep 12 rupees three times in the appropriate houses.

3 x 12 kan dah dawn chuan cheng 12 kha vawi thum kan la ang a,chu chuan an In theuh ah kan dah ang

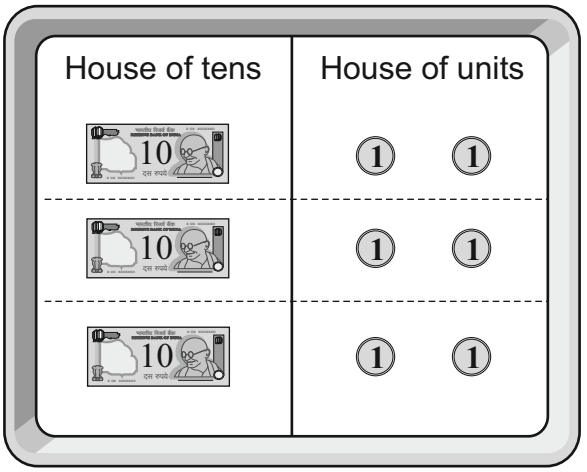

We get 3 notes of 10 in the house of ten's. We get 6 units in the unit's house.

Cheng 10 pathum kha sawm Inah kan dah a, 6 bang chu unit Inah kan dah.

3 times

10	2
3 x 10	3 x 2
30	**6**

3 times 10 and 3 times 2

3 hmun 10 leh 3 hmun 2

30 + 6 = 36

	T	U
	1	2
×		3

First we consider the units. Two units taken 3 times is 6 (Three twos are 6).
We write 6 in the units' house. One ten taken 3 times gives 3 tens. We write 3 in the tens'house.

Unit bik kan en chuan 2 vawi 3 chu 6 alo ni a, 6 chu unit Inah kan dah a 3 chu 10 Inah kan dah.

4 x 23

We take 23 rupees 4 times. 4 times 20 rupees and
4 times 3 rupees. Use notes and coins to keep 23 rupees four times
in the appropriate houses.

Cheng 23 kha vawi 4 kan la a. cheng 20 kha vawi li leh cheng 3 vawi li. Cheng 23 hi pawisa note leh coins hmangin vawi li la la, an house tur theuhah dah bawk rawh.

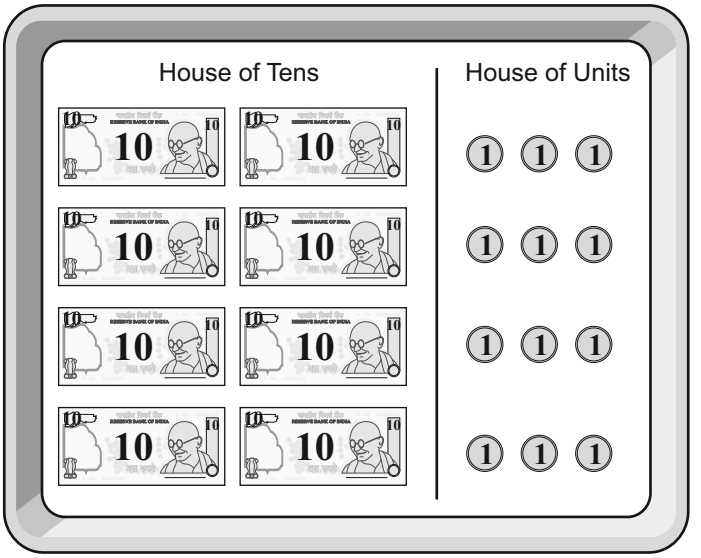

4 times 20 rupees in the house of tens, gives us 80 rupees. We get
12 coins of one rupee in the house of units.

Sawm inah cheng 20 vawi 4 kan dah chuan cheng 80 kan nei a.
pawisa nawi 12 hlir cheng 1 khat unit Inah kan nei bawk

	20	3
4 times	4 x 20 = **80**	4 x 3 = **12**

4 times 20 and 4 times 3
4 vawi 20 leh 4 vawi 3

80 +12 = 92

	T	U
	2	3
×		4
	1	
	9	2

2 Tens and 3 units taken 4 times :
First let us count the units. We get 12 units. Exchange the 10 units for a Ten rupee note. We get 1 Ten and 2 units. We write 2 units in the house of units and we write carry over 1 in the house of tens. 2 tens taken 4 times gives 8 tens, plus the 1 ten which was carried, making 9 tens. We write 9 in the house of tens and 2 in the house of units.

2 tens leh 3 unit vawi li lak.
A hmasa in unit ami kan chhiar ang a, alo chhuak zat chu 12 unit a ni ang.10 unit chu chengsawm tlangin kan thlak thleng ang, tichuan 1 tens leh 2 unit kan lo nei ang.2 unit chu unit Inah kan dah ang a, a kalpui 1 chu tens Inah kan dah bawk ang. 2 ten vawi li lak chu 8 tens ani a,a kalpui 1 tens nen chuan 9 tens alo ni tawh ang. Tichuan 9 chu tens Inah kan ziak in 2 pawh chu unit Inah kan ziak ang.

Make and place notes and coins in the correct houses and do the following multiplications.

Heng a hnuai ami ang zat hi pawisa note leh coins te la la, an lnah theuh dah la puntir rawh.

	T	U
x	2	1 0

	T	U
x	1	1 9

	T	U
x	9	8 1

	T	U
×	1	2 5

	T	U
×	1	4 3

	T	U
×	2	3 4

	T	U
×	2	5 2

	H	T	U
×		2	2 5

	H	T	U
×		4	8 2

	H	T	U
×		6	9 9

Look at the multiplication shown with the rods and cubes.
Write the multiplication in numerals.

Puntir hmang a rods leh cubes te hi en chiang la,
heng puntir ho hi a namber in dah rawh

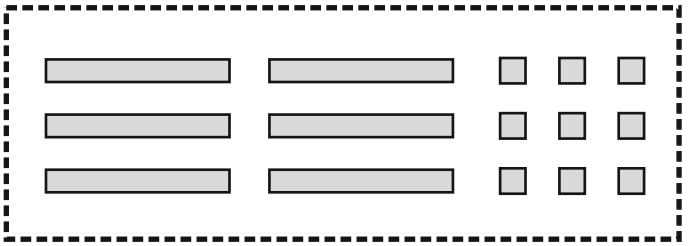

	T	U
×		

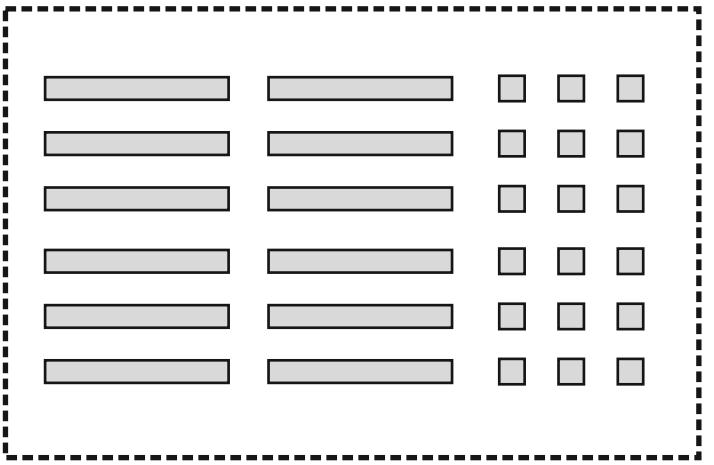

	H	T	U
×			

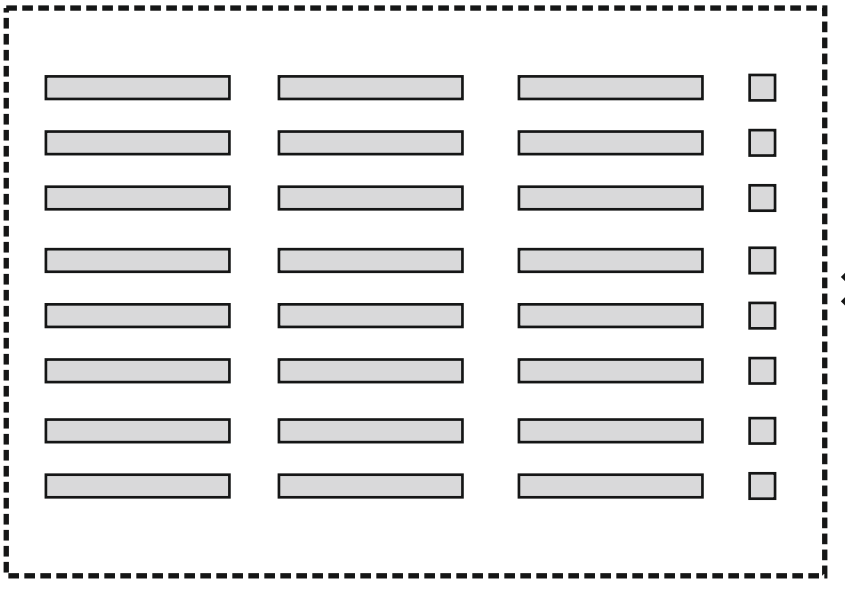

	H	T	U
×			

What happens if we take 3 ten times? 10 times 3 = 10 x 3
Do it with coins and notes.

3 hmun 10 ah enge lo chhuak ang?
Pawisa nawi leh tlang hmangin en rawh.



☐ coins of 1 rupee

We can exchange these for ☐ notes of 10 rupees

Therefore 10 x 3 = 10 times 3 = 30

Cheng 1 nawi
Cheng ----- hi cheng10 in kan thleng thei ani.

	T	U
		3
×	1	0
	3	0

Do the following multiplication using notes and coins.
Pawisa nawi leh tlang hmangin puntir rawh

4 x 10 = ☐ 2 x 10 = ☐

5 x 10 = ☐ 8 x 10 = ☐

7 x 10 = ☐ 1 x 10 = ☐

0 x 10 = ☐ 9 x 10 = ☐

What rule do we see when we multiply by 10?
Eng dan nge kan hman,10 a kan puntir in ?

When we Multiply a number by 10 we get the same answer as putting a zero after the number.
Namber kha 10 a kan puntir a, zero kha namber hnung a kan belh chuan nambar ngai chiah kan nei

Put a zero after each number and study the result.
Number tinah te hian zero dah in eng number nge lo chhuak ang en rawh.

Number	Number which results putting a zero	Writing in the proper houses	The number after putting a zero shown in houses
Number	Zero belha number lo chhuak zat	Number an in theuha ziah.	Zero belh tawh hnua an in theuha ziah luh.
12	120	T U 1 2	H T U 1 2 0
45		T U	H T U
30		T U	H T U
34		T U	H T U
88		T U	H T U

When we put a zero at the end of a 2 digit number, each digit shifts to the house on its left. The 10's digit shifts to the house of hundreds. The units digit shift to the house of 10's.The zero is in the units house.

Number digit 2 hnu lama zero kan belh in chung digit te chu an piah Inah an in sawn phei a. Digit 10 chu za Inah a awm.10 chu sawm Inah, zero chu pa Inah.

What 20 times 3?
Lets us do it and see what happens.

20 hmun3 eng nge?
Chawk la eng thil nge lo chhuak ang?



We can see that we get 60.

We get 60 coins which can be exchanged into 6 tens and 0 units like this.

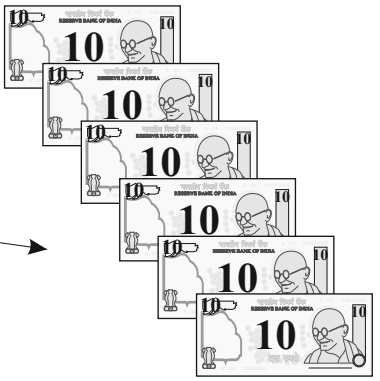

60 kan hmu chhuak ang.
Pawisa nawi 60 kan nei thei a,chu chu 6 ten leh zero units in a thlak theih.

	T	U
		3
×	2	0
	6	0

We can write it like this : 20 x 3 = 20 times 3 = 60
We see a simple rule.
We take 3 units, 2 ten times which mean 6 tens.
We write 6 in the house of tens..

Tihian kan ziak thei ang. 20 x 3 = 20 times 3 = 60
Tih dan awlsam te kan hmu thei.
3 units, tens 2 khan 6 tens a siam.
6 chu sawm lnah kan dah lut.

	T	U
		3
×	3	0

	T	U
		2
×	4	0

	H	T	U
			5
×		2	0

	H	T	U
			4
×		6	0

Simple rule:

Multiplying by 30 is the same as multiplying by 3 and then putting zero.
Multiplying by 40 is the same as multiplying by 4 and then putting a 0.

Tih dan awlsam.

30 leh 1 puntir hi 3 leh pakhat puntir nen a in ang 3 a zero belh in.
40 leh 1 puntir hi 4 leh 1 puntir a a hnua zero belh nen a in ang bawk.

Now lets see 12 times 23 12 x 23

12 times 23 means 12 times 20 plus 12 times 3.

We do this by using notes and coins in the proper houses.

12 hmun 23 en ila.
12 vawi 23 chu 12 vawi 20 a 12 vawi thum belh ani.
Pawisa tlang leh a nawi in a awmna tur In theuhah kan siam thei.

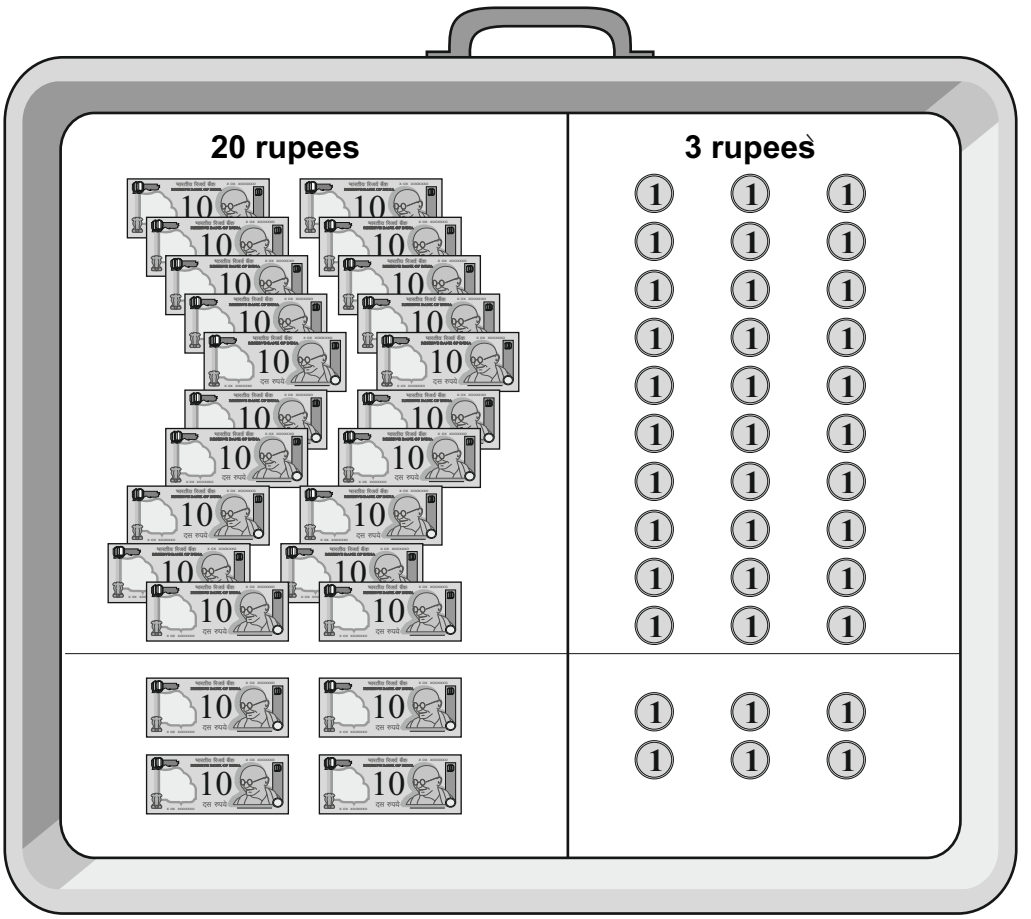

We get a Total of: 200 + 40 + 30 + 6 = 276
We can write it like this:

A vaia kan hmuh chu.: 200 + 40 + 30 + 6 = 276
Tihian kan ziak thei.

	20	3	
10 times	10 x 20 **(200)**	10 × 3 **(30)**	10 times 20 and 10 times 3
2 times	2 x 20 **(40)**	2 x 3 **(6)**	2 times 20 and 2 times 3

Total: 200 + 30 + 40 + 6 = 276

8 x 6 :

Make a 8 x 6 rectangle in your grid sheet.

I lehkha puan ah rectangle 8x6 zau zawng siam la.

Cut the rectangle into 4 smaller rectangles by drawing one vertical and one horizontal line. The smaller rectangles need not be equal.

He rectangle hi a in tiat theuhin rectangle te pali a chho zawnga rin leh a phei zawnga rin pakhatziak in rectangle te pali intiat theuh siam rawh.

Write the multiplication for each rectangle. Add the four parts.

Rectangle tin te chu puntirna hmangin dah la,pali te chu belh theuh rawh.

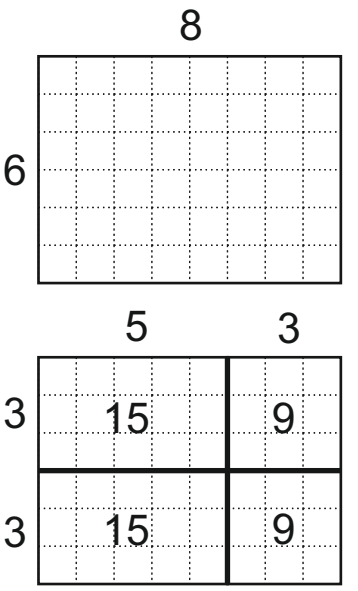

15
+ 9
+ 15
+ 9

8 x 6 = 48

---

12 x 13 =

Vertical line cuts 12 into 10 and 2. Horizontal line cuts 13 into 10 and 3. Write the four parts and add.

A chho zawng line chuan 12 chu hmun hnihah a tan a, a khamphei line chuan 13 chu 10 ah leh 3 ah a tan a ni. bung hrang pali te chu ziak la belh bawk rawh.

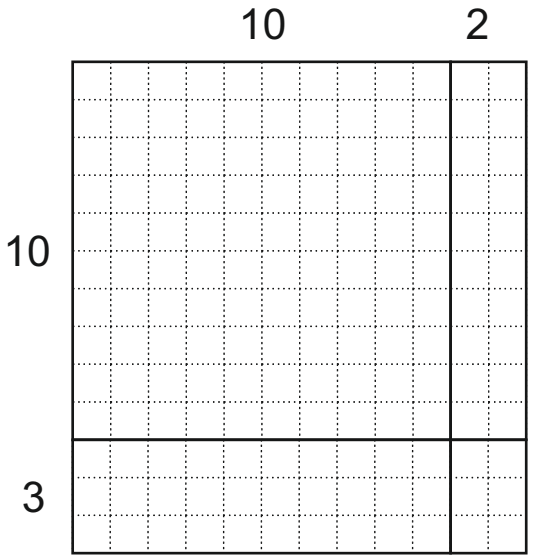

\+
\+
\+

12 x 13 =

Divide the multiplication rectangle into four parts and add the four parts to solve the following problems.

Rectangle puntirna a I dah chu hmun li ah then la,tichuan hmun li te chu a tih dik nan belh leh vek ang che.

1) 16 x 12
2) 13 x 15
3) 18 x 11
4) 23 x 11 (Vertical line between 20 and 3)
5) 22 x 13
6) 18 x 19
7) 25 x 12

Write the numbers in each rectangle and do the multiplication.

13 × 25

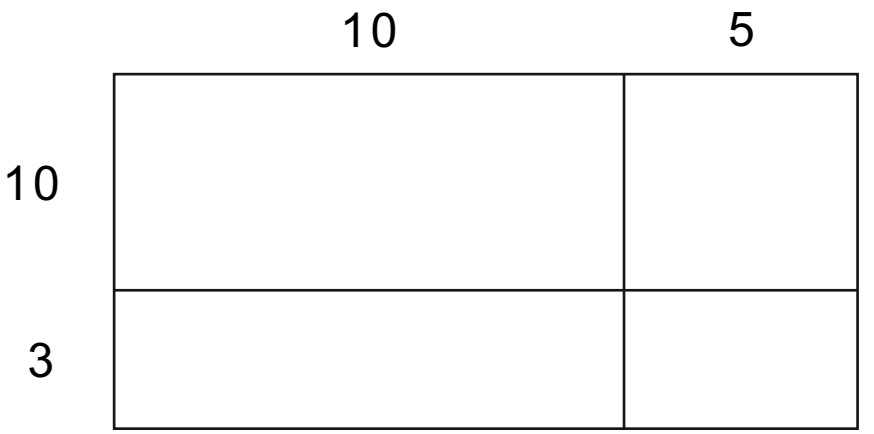

Total:

13 × 25 =

---

12 × 23

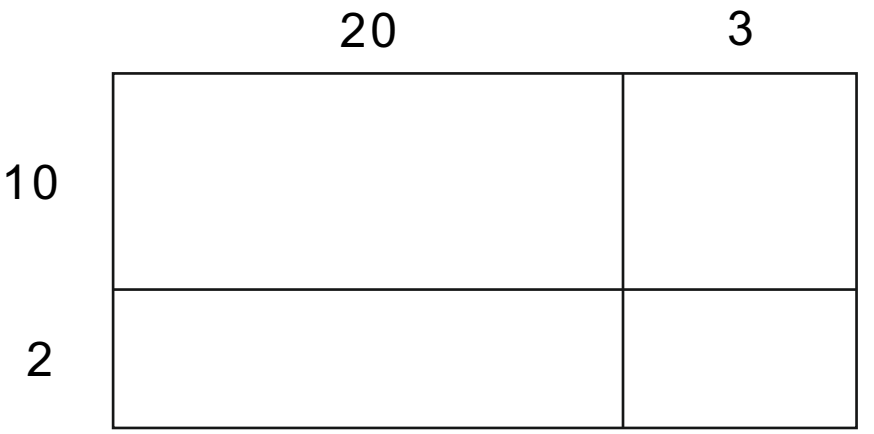

Total:

12 × 23 =

Machines That Change the Number put into them :

This is a ‘ Times 10' machine. Whatever number you put in, it gives out a number that is 10 times your number. (If needed use currency notes)

Hei hi 'Hmun 10' khawl a ni a. A chhunga number I dah khan a let sawm zel a lo pe chhuak dawn ani. A tul chuan pawisa note lem te I hmang dawn nia.



	2	5	6	10	50	0	25
x10	20						

This is a ‘ Times 20' machine. Fill in the numbers. (If needed use currency notes)

Hei hi 'sawmhnih hmun' khawl a ni a. A kar awl dah khat rawh. A tul chuan pawisa note lem te I hmang dawn nia.

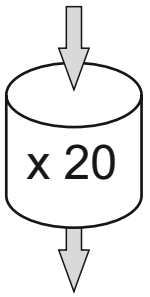

	3	8		40			
x20	60		200		240	480	500

This is a ‘ Times 30' machine. Fill in the numbers. (If needed use currency notes)

Hei hi 'Sawmthum khawl' ani a. A kar awl dah khat rawh. A tul chuan pawisa note lem te I hmang dawn nia.

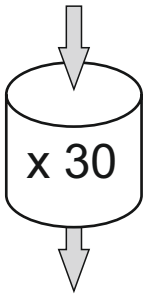

	5	9		20	32		
x30	150		900			180	0

This is a ‘ Times 100' machine. Fill in the numbers. (Use currency notes if necessary)

Hei hi 'Za hmun' khawl ani a. A kar awl dah khat rawh. A tul chuan pawisa note lem te I hmang dawn nia.



	2	3	8		0	9	1
x100	200			500			

Draw the dividing lines and make equal parts
Number inziak ang zel hian line hmangin a inzatin
then hrang rawh.

$6 \div 2$

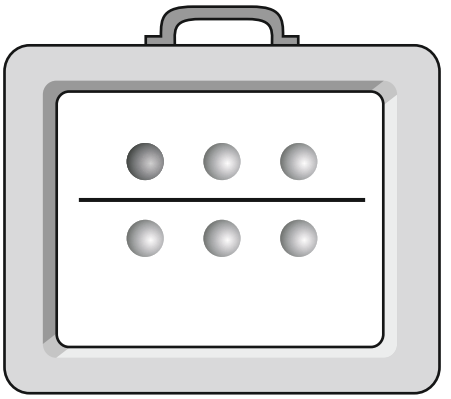

2 equal parts of 6

in each part there are 3

$6 \div 2 = 3$

$6 \div 3$

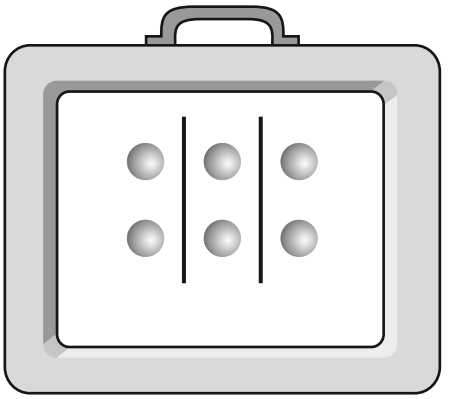

3 equal parts of 6

in each part there are ☐

$6 \div 3 = \square$

$8 \div 2$



☐ equal parts of ☐

in each part there are ☐

$\square \div \square = \square$

$8 \div 4$



☐ equal parts of ☐

in each part there are ☐

$\square \div \square = \square$

	Multiplication Puntir	Division Sem
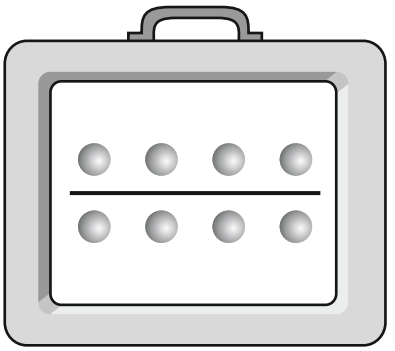	2 x 4 = 8	8 ÷ 2 = 4
	3 x 4 = 12	12 ÷ 3 = 4
	☐ x 5 = 15	15 ÷ ☐ = 5
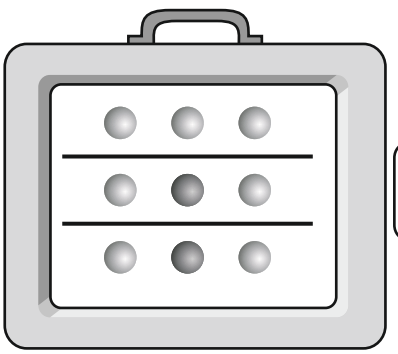	☐ x ☐ = 9	☐ ÷ 3 = ☐

Look at the parts on the slate and write the multiplication and the division.
Thenhran te hi en la, a puntirna leh a semna angin ziak rawh.

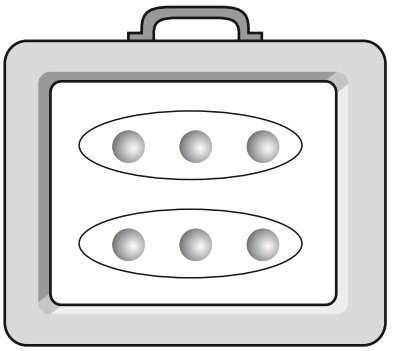

Multiplication Puntir: 3 x 2 = 6

Division Sem: 6 ÷ 2 = 3

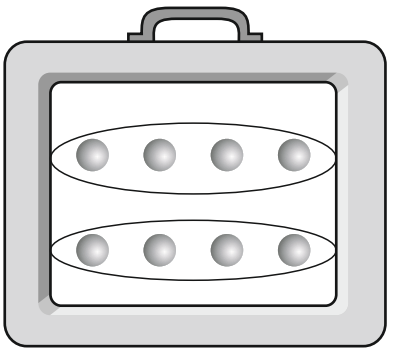

Multiplication Puntir: ☐ x ☐ = ☐

Division Sem: ☐ ÷ ☐ = ☐

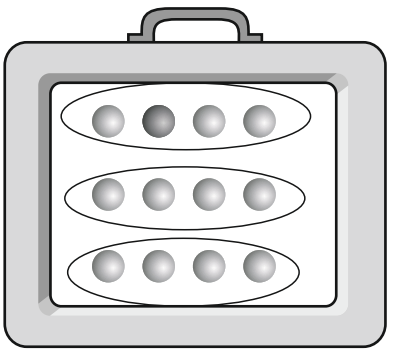

Multiplication Puntir: ☐ x ☐ = ☐

Division Sem: ☐ ÷ ☐ = ☐

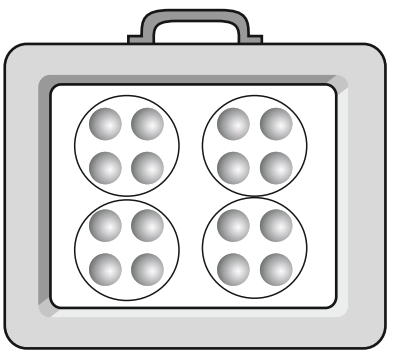

Multiplication Puntir: ☐ x ☐ = ☐

Division Sem: ☐ ÷ ☐ = ☐

Each child must get 5 rupees.
How many rupees are needed for 5 children?

$5 \times 5 =$ ☐ Rupees / Cheng

Naupang te chuan cheng 5 theuh an dawng tur a ni a. Naupang panga tan cheng engzat nge ngai ang?

We have 25 rupees to distribute. Each child gets 5 rupees. How many children will receive this amount?

$25 \div 5 =$ ☐ Rupees / Cheng

Cheng 25 sem tur kan nei a. Naupang te chuan cheng 5 theuh an dawng tur ani a. Naupang engzat hnenah nge I sem theih ang?

Rina has 4 mangoes in one basket.
He has 7 such baskets.
How many mangoes in all?

$7 \times 4 =$ ☐ Mangoes

Rina chuan bawm pakhatah theihai 4 zelin a dah a. Chutiang bawm chu 7 a nei a. A bawm zawng zawngah chuan theihai engzat nge awm?

4 mangoes fit in one basket.If there are 28 mangoes, How many baskets are needed?

$28 \div 4 =$ ☐ Baskets

Bawm pakhat ah chuan theihai 4 a leng a. Theihai 28 dah nan bawm engzat nge ngai ang?

One sweet costs rupees 2.
What will be the cost of 8 sweet?

$2 \times 8 =$ ☐ Rupees / Cheng

Chithlum pakhat man chu cheng 2 ani a. Chithlum 8 chu engzat man nge ni ang?

One sweet costs rupees 2.
How many sweet can be brought for rupees 16?

$16 \div 2 =$ ☐ Sweets

Chithlum mum 1 chu cheng 2 man a ni a. Cheng 16 in chithlum mum engzat nge I lei theih ang

Understand the meaning and fill the blank boxes.
A awmzia hrethiam la a kar awl te hnawhkhat rawh.

Division Sem	Make equal parts. How many in each part? A inangin then rawh. Engzat theuh nge awm?	Answer Chhanna
6 ÷ 2	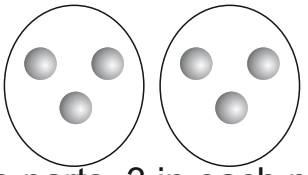 Two parts, 3 in each part. Then hrang pahnih, thenkhat ah pathum zel a awm.	3
8 ÷ 4		
9 ÷ 3		
	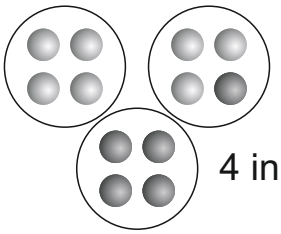 4 in each part Thenkhatah pali zel	

Understand the meaning and fill the blank boxes.
A awmzia hrethiam la a kar awl te hnawhkhat rawh.

Division Sem	Make equal portions. How many portions? Hlawm inangin then rawh. Then engzat theuh nge awm?	Answer Chhanna
6 ÷ 2	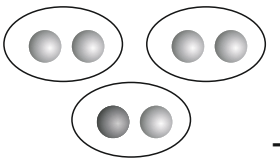 2 in each portion. 3 portions. Then hrang pahnih, thenkhat ah pathum zel a awm.	3
8 ÷ 4		
9 ÷ 3		
	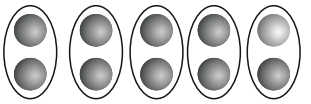 5 portions Then 5	

Fill in the blanks squares
A kar awl dahkhat rawh.

Multiplication
Puntir

Division
Sem

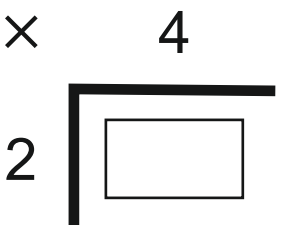



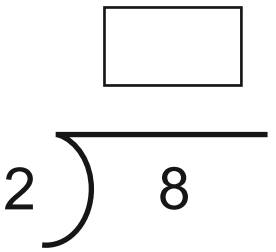

2 times 4 = 8

8 divided by 2 = 4

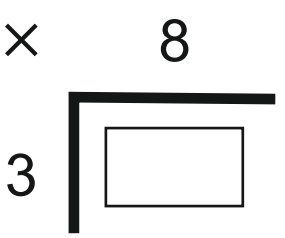



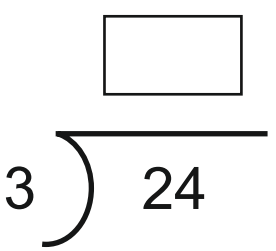

3 times 8 = 24

24 divided by 3 = 8

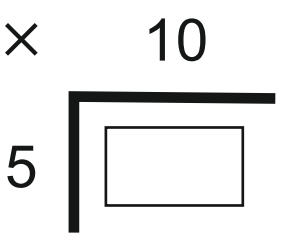



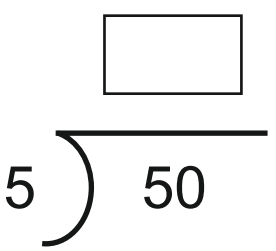

5 times 10 = 50

50 divided by 5 = 10

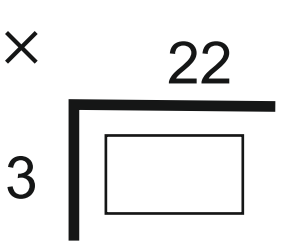



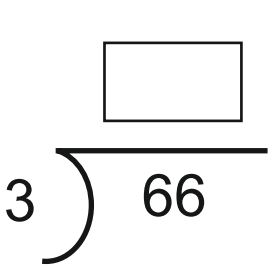

3 times 22 = 66

66 divided by 3 = 22

Write the answers in the blanks and join the pairs.

A chhanna dikin a karawl dah khat la, a inkawp rem te zawm rawh.

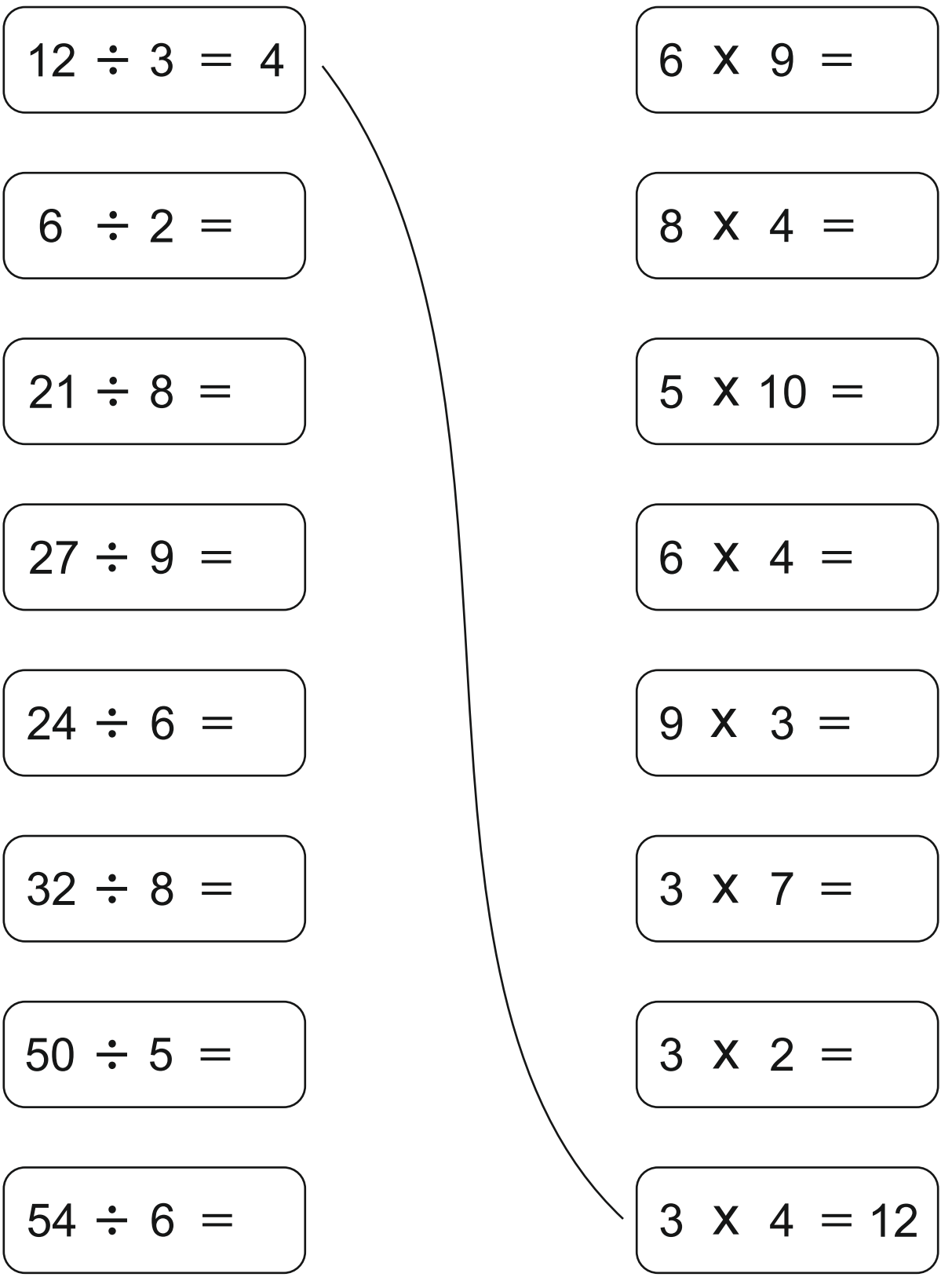



Navnirmiti

Quality for Equality