Math Delight - 1

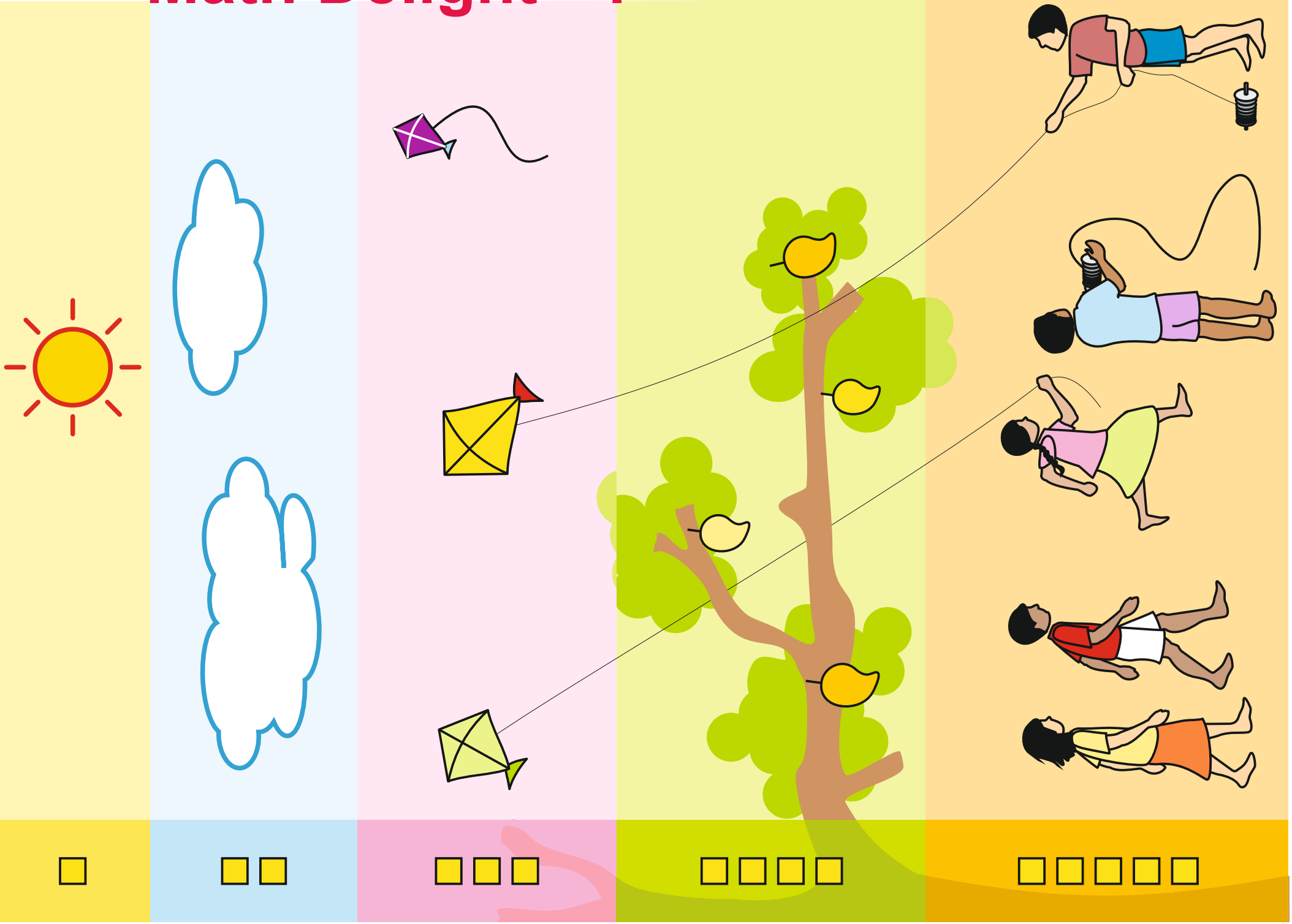

Universal Active Math

Math has many languages

The language of hands and fingers
The language of words
The language of sounds
The language of pictures
The language of things
The language of shapes
The language of patterns
The language of numbers

Math does not have only one language. Therefore it cannot be learned only through paper, pen or blackboard nor can it be memorized/ learned by rote.

Universal Active Math method aims at introducing all the languages of math. We will use objects for the language of things, and then for the language of pictures and the language of numbers we will use Math Delight.

A child who is familiar with this way of learning math, would enjoy, discover, understand, and master math.

Mitin huapzo Math zirna:

Math hian zirdan phung tam tak a nei a

Kut leh kutzungtang hmang a zirna,
Thumal hmanga zirna
Ri hmanga zirna
Milem hmanga zirna
Thil pian hmang/ hmel hmang
atanga zirna Thil ziarang hmanga zirna
Thil tam lam chhiar / ziak emaw hmanga zirna

Math hian zirdan phung kawng khat chauh a nei lo a, paper, pen leh blackboard emaw hmang chauha, zirtheih a ni lo a, tin rilru a vawn emaw, awmzia hre lo a, zir theih a ni hek lo a ni. mitin huapzo math zirna hian kawng hrang hranga Math zirdan phung hriattir hi a tum ber a ni. Hmuhtheih/hriatheih thil hmang in kan zir thei a, thil awmdan leh landan te leh a zat chhiar/ chhut chhuah hmangte pawhin Mathematics hi nuam takin kan zir thei bawk a ni.

Heng math zirdan kawng hrang hrang kan tarlan te hi naupangin bel leh tlangnel taka an hriat chuan math zir nuam an lo ti in thil thar hmuh chhuah kawngah te, hriat thiamna kawngah te leh thiamnal leh nel tak in Mathematics an zir thei dawn a ni.

Universal Active Math
Math Delight - 1

Conceived and Written by

Dr. Vivek Monteiro, Geeta Mahashabde
Universal Active Math team

NAVNIRMITI LEARNING FOUNDATION

Supported By

TATA TRUSTS

TRENT LIMITED
A TATA ENTERPRISE

edu enie®

AIZAWL DIOCESE SOCIAL DEVELOPMENT WING
ZORAM ENTU PAWL

Universal Active Math - Math Delight I (Of a series of Math Delight I to VIII)

© **Vivek Monteiro, Geeta Mahashabde, Navnirmiti Trust, Navnirmiti Learning Foundation**

First Edition : 2007
Latest Revised Version with additions - 2018
Mizo-English bilingual Edition - 2021

All rights reserved with Navnirmiti Learning Foundation

Published by : Navnirmiti Learning Foundation

Graphics and Design :
Russell Gonsalves, Geeta Mahashabde, Soni Yadav, Lokesh Daga

Cover Design : Russell Gonsalves

Mizo Translation : Quality Education Project Team

Authors' and Contributors' team for the series :
Vivek Monteiro, Geeta Mahashabde, Teachers of Goa, Vathsala Sharma, Sushma Bakshi, Soni Yadav, Dinesh Lahoti, Lokesh Daga and Navnirmiti and Edugenie's material generation teams

Supported By : Priyanvada Barbhai, Swati More, Varsha Khanvelkar, Vathsala Sharma, Fundilal Mali, Swati Joshi, Khushboo Lahoti, Tanima Paul

Navnirmiti Learning Foundation, Pune
☎ 9850303396 ✉ navnirmitilearning@gmail.com
🌐 www.navnirmitilearning.org

Edugenie, Guwahati
☎ 8486020288/388 ✉ myedugenie@gmail.com
🌐 www.myedugenie.com

Navnirmiti Trust, Mumbai

Navnirmiti Eduquality, Mumbai ☎ 022-25773215 ✉ navnirmitieduquality@gmail.com

Dear _____

This is your book.
Your Math book.
Have fun doing the problems.
Enjoy Math!

Teacher _____

Duhtak_____

Hei hi I lehkhabu ani
I Math bu a ni
Chhiarkawp hi nuam ti takin zir la
Math zir nuam le !

Zirtirtu _____

Draw your picture here :

I thlalak lem ziak rawh :

Draw a mango in the plate.
Draw a rat outside the plate.

Thleng chhungah hian theihai ziak rawh.
Thleng pawnah hian sazu lem ziak rawh.



Draw a girl in the boat.
Draw water outside the boat.

Lawngah hian hmeichhe lem ziak rawh.
Lawng pawnah hian tui ziak rawh.



Draw more coconuts on the tree.
Draw a cat under the tree.

Thingkungah hian Coconut rah ziak rawh.
Thingkung hnuaiah hian zawhte ziak rawh.

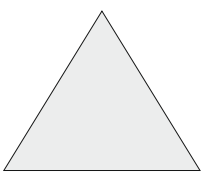

Draw a circle inside the triangle.
Triangle chhungah hian rin bial siam rawh.

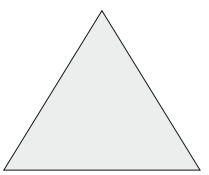

Draw a circle outside the triangle.
Triangle pawnah hian rin bial siam rawh.

Which are the same? Join them.

A hnuaia milemah te khuan a inang thaizawm rawh.

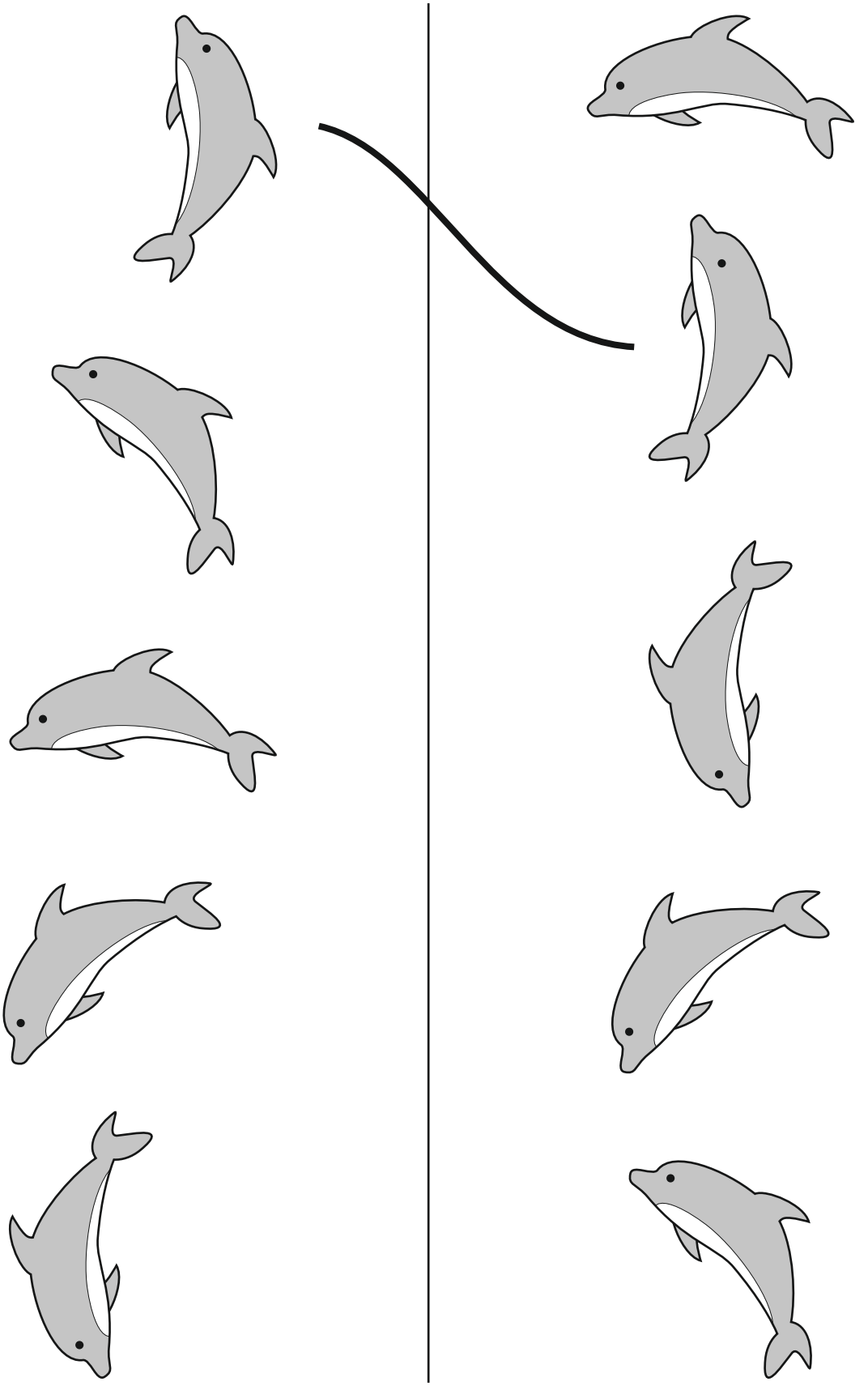

Which are the same? Join them.

A hnuaia milemah te khuan a inang thaizawm rawh.

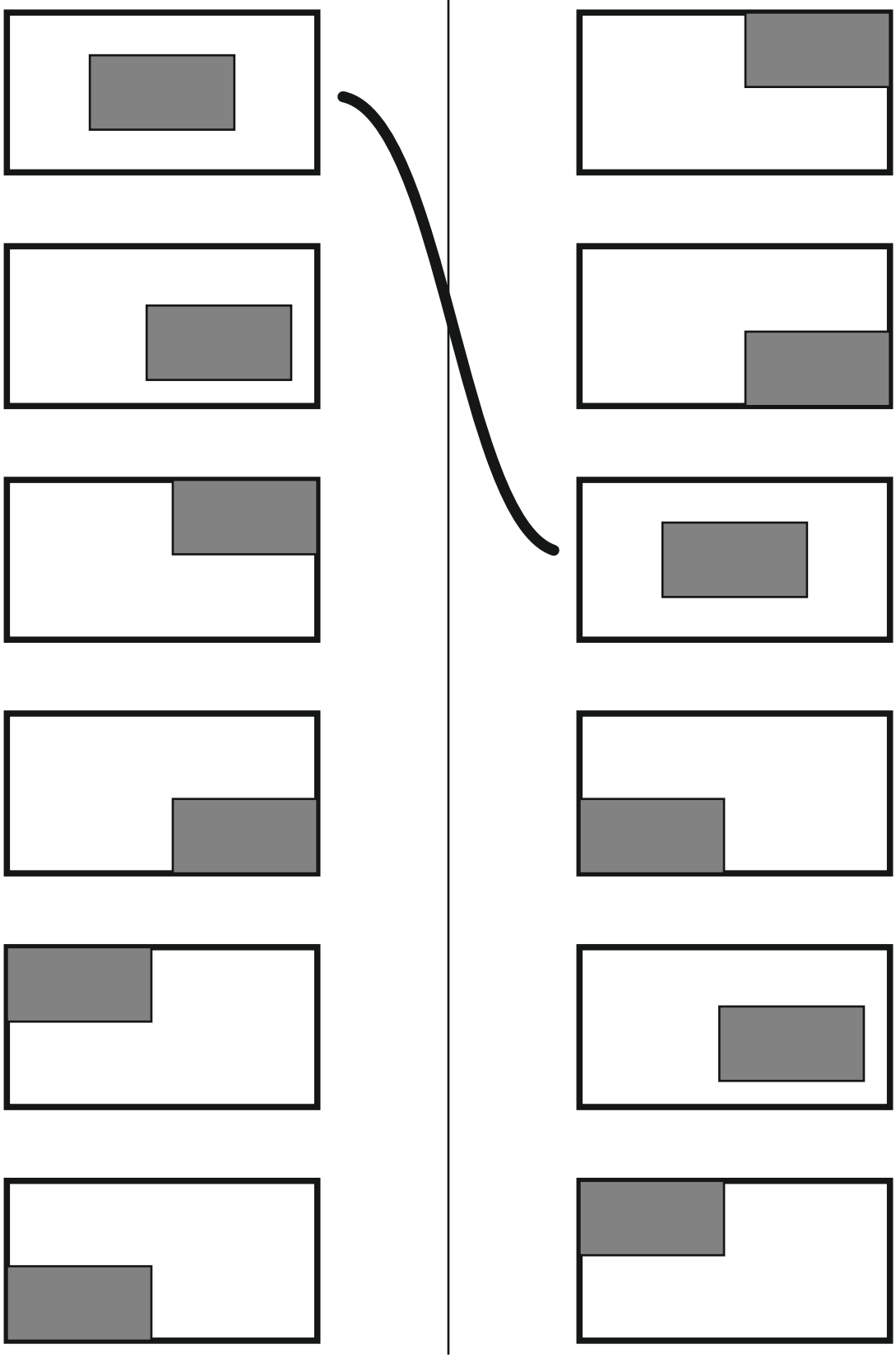

Colour the one that is different.

A hnuaia milemah te khuan a danglam bik chei rawh.



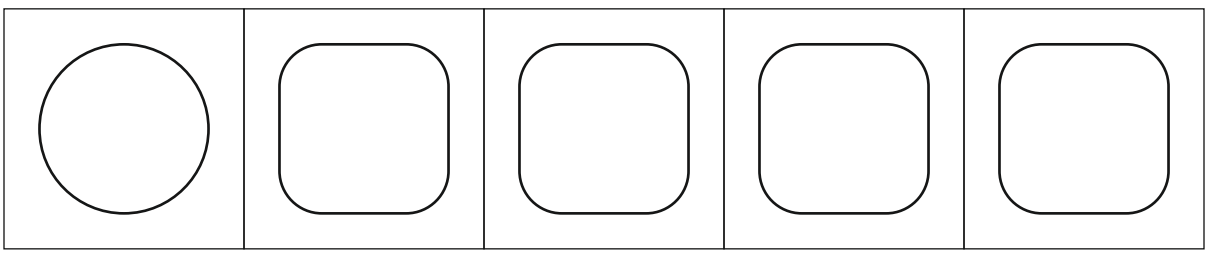







Colour the one that is different.

A hnuaia milemah te khuan a danglam bik chei rawh.

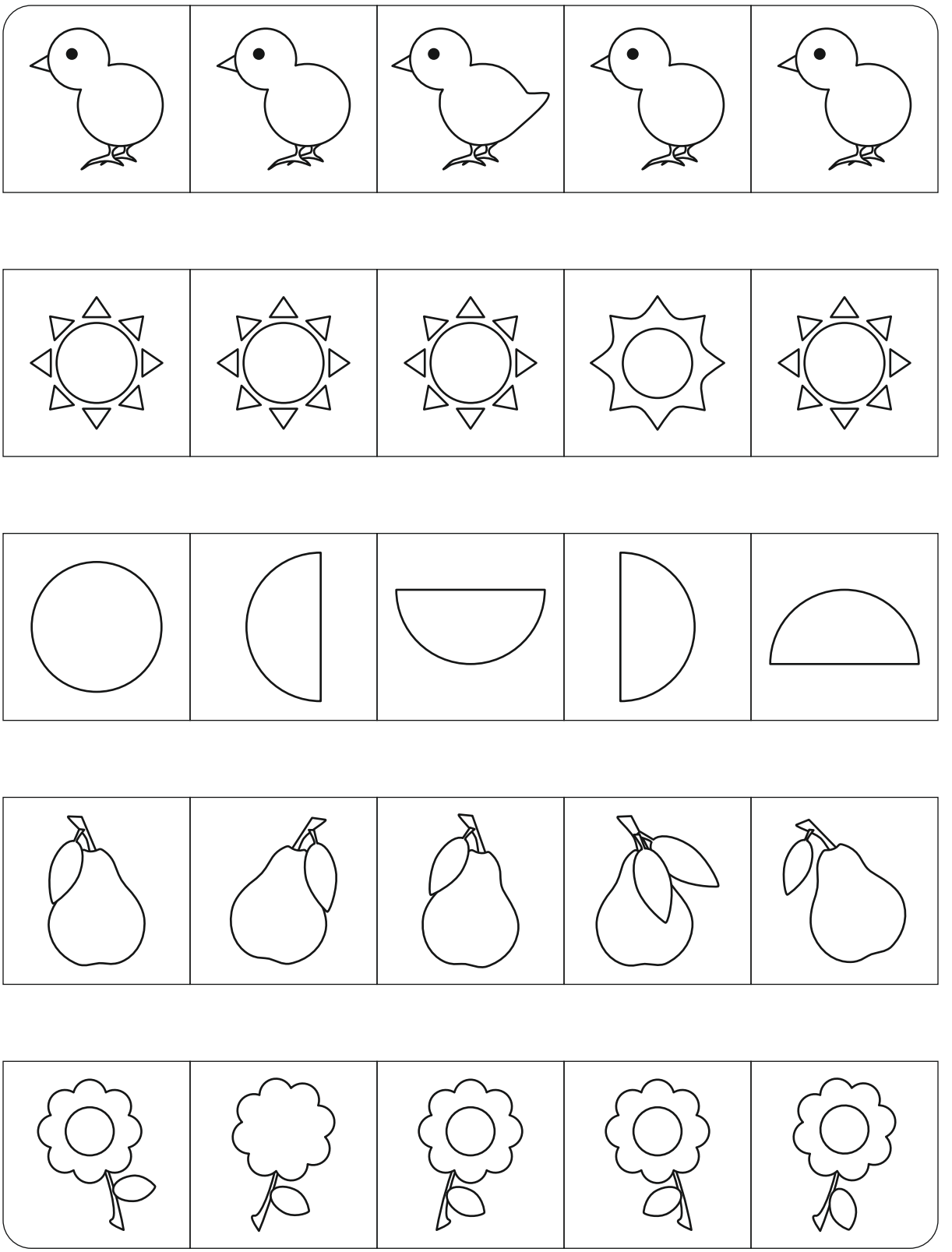

Look at the picture on the left. Find the same picture on the right and colour it.

A vei lam a milem hi en la, a dinglam ah hian a anpui zawng la, chei rawh.



Colour as told.

A thu in a sawi ang zel hian chei rawh.



Colour one mango on the tree.

Thingkung a theihai rah pakhat hi chei rawh.



Draw a ball on the chair next to the boy.

Mipa naupang dawt chiah a chair ah hian ball ziak rawh.



Colour the biggest chick.

Ar note lian ber chei rawh.

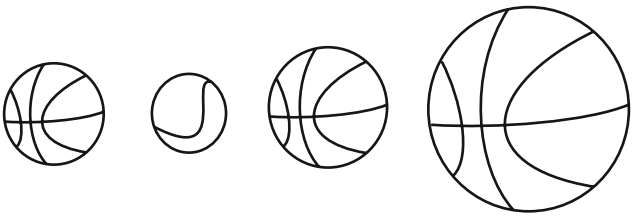

Colour the smallest ball.

Ball te ber chei rawh.

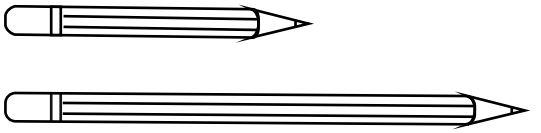

Colour the longer pencil.

Pencil sei zawk chei rawh.

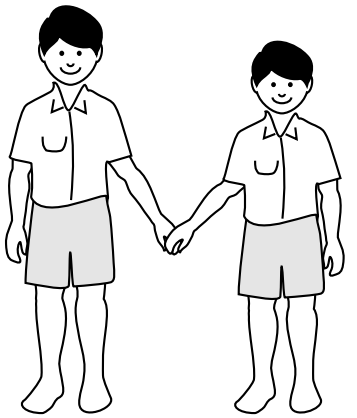

Colour the shorter boy.

Mipa Naupang tawi zawk chei rawh.

Draw a line joining one ball to each child. Colour the remaining ball.

Ball leh naupangte inzawm tur hian line siam la, chuta ball chhung chu chei rawh.

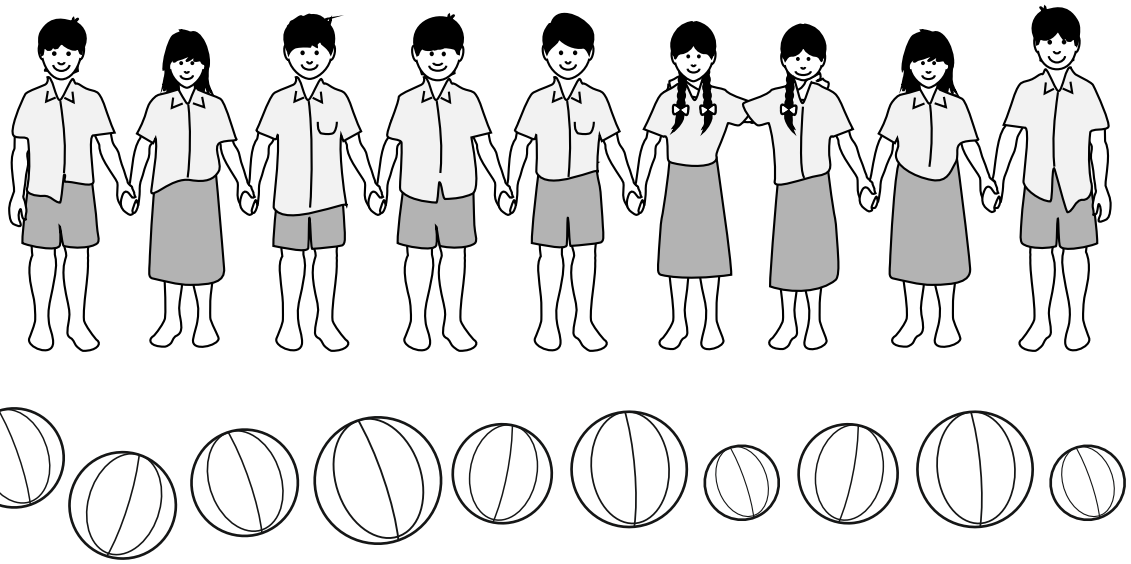

Draw one ball for each child.

Naupang zawng zawngte hi ball pakhat theuh ziak sak rawh.



Which are the things which have a similar shape to the shape shown?
Draw them in the box.

A hnuaia pianhmang kan tarlan atangte hian eng pianhmang
ah hian nge thil inang awm? Box chhungah hian ziak rawh.









Look at the shape. Draw bigger and smaller shapes which look the same.

A hnuaia pianhmangte hi en la, anmahni pianhmang ang theuh hi an aia lian leh te ziak rawh.



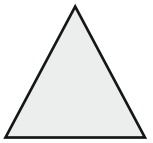



Which groups have the same number of objects? Join the pairs.

A hnuaia group pahnih atangte hian nambar inzat nei thaizawm rawh.

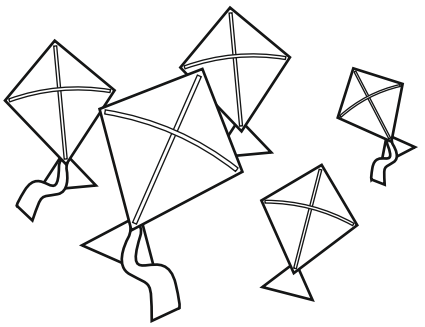















Which are more in number? Colour the larger group.

Milemah hian khawi hi nge tam zawk? A tam zawkte hi chei rawh.











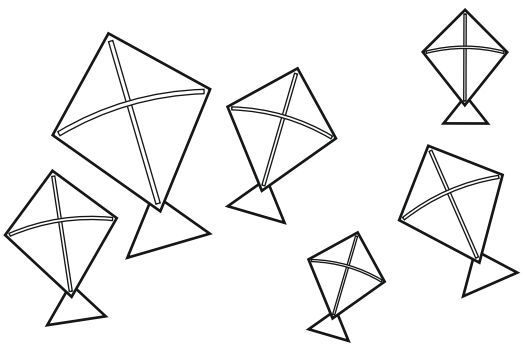

Which are less in number? Colour the smaller group.

Milemah hian khawi hi nge tlem zawk? A tlem zawk te hi chei rawh.

















Draw as instructed.

Hrilhfiah ang zelin lem ziak rawh.

More children than umbrellas

Nihliap aia tam zawk naupang.



Less children than umbrellas

Nihliap aia tlem naupang.

More umbrellas than children

Naupang aia tam nihliap.



As many children as umbrellas

Nihliap ang zat naupang.

Less umbrellas than children

Naupang aia tlem nihliap.



How many? Match the pairs.

Engzat nge an nih? Nambar inang thaizawm rawh.



2



4



5



1



3

Colour as instructed.

Hrilhfiah ang zelin chei rawh.

3
Flowers
Pangpar Pathum.



5
Mangoes
Theihai Panga.

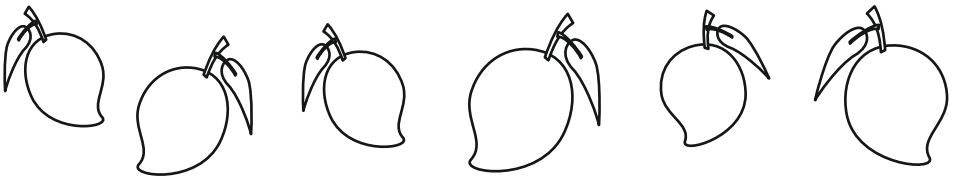

1
Fish
Sangha Pakhat.



2
Balloons
Balloon Pahnih.



4
Lions
Sakeibaknei Pali



3
Cocks
Arpa Pathum



0
Trees
Thingkung 0

Join the numbers in sequence.

Nambar in dawtdanin thaizawm rawh.

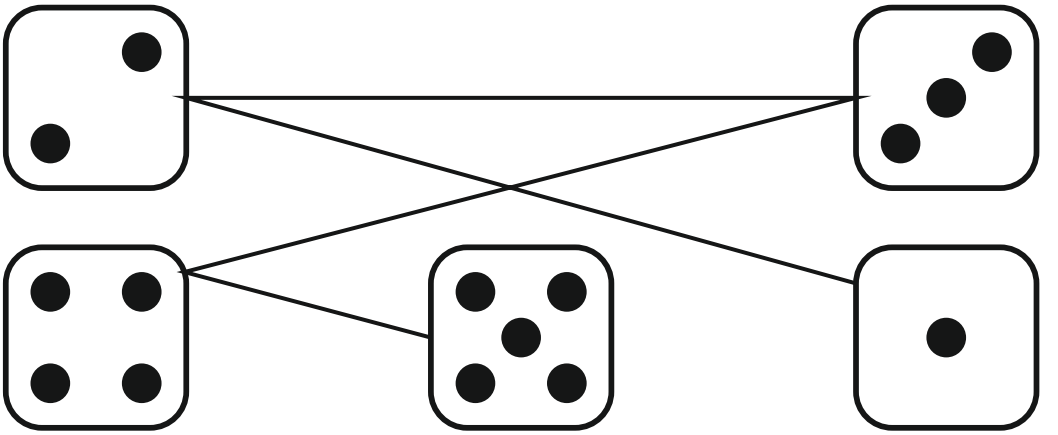

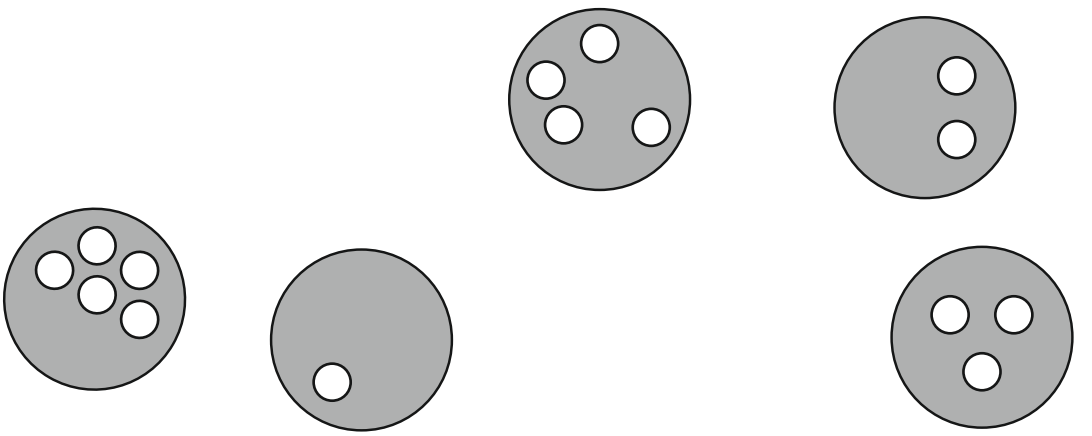

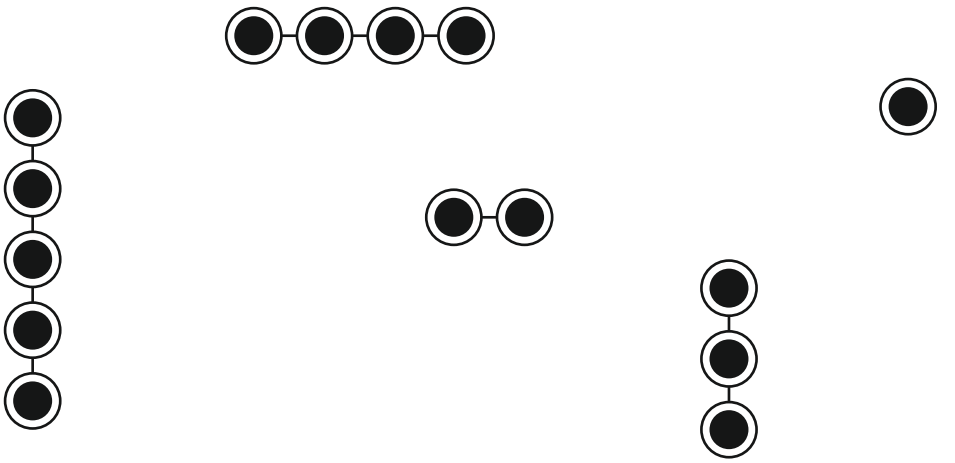

Draw one more picture. How many now? Write the number.

Milem pakhat ziah belh la. Engzat nge an nih ? An nambar zat ziak rawh.



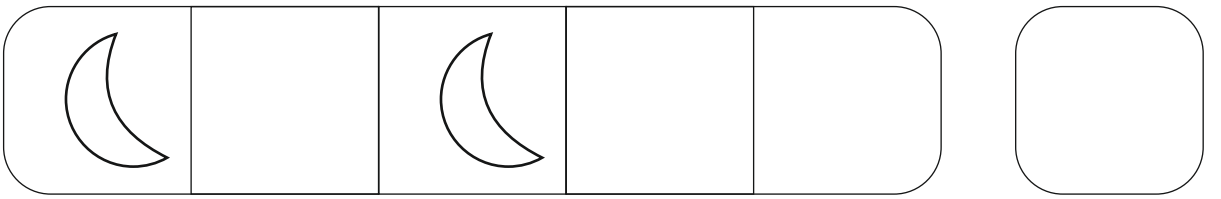





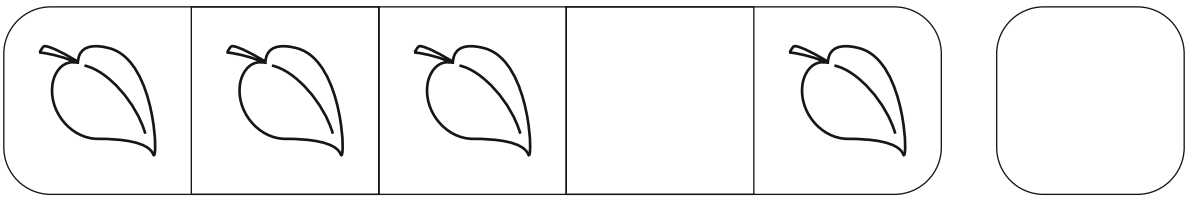

Draw as many pictures.

A hnuai milem te hi an bula nambar zat ang zel hian an lem ziak rawh.

5

3



2



4



1

How many? Count and write the number.

A hnuaia milem te hi eng zat nge an nih chhiar la, an nambar zat ziak rawh.



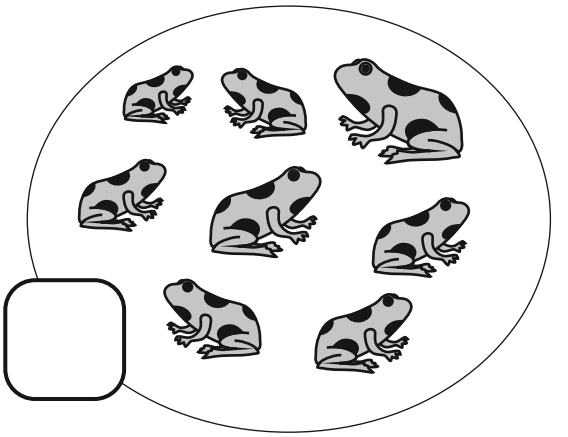





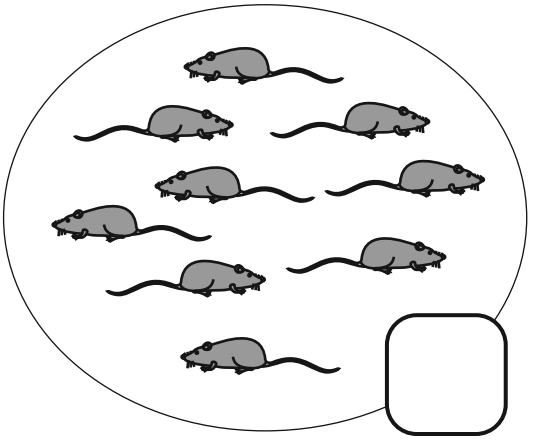



Make different shapes by putting plugs on the mathemat. Draw the pictures.

Mathemat ah hian plug hmangin pianhmang chi hrang hrang siam la. An lem ziak bawk rawh.

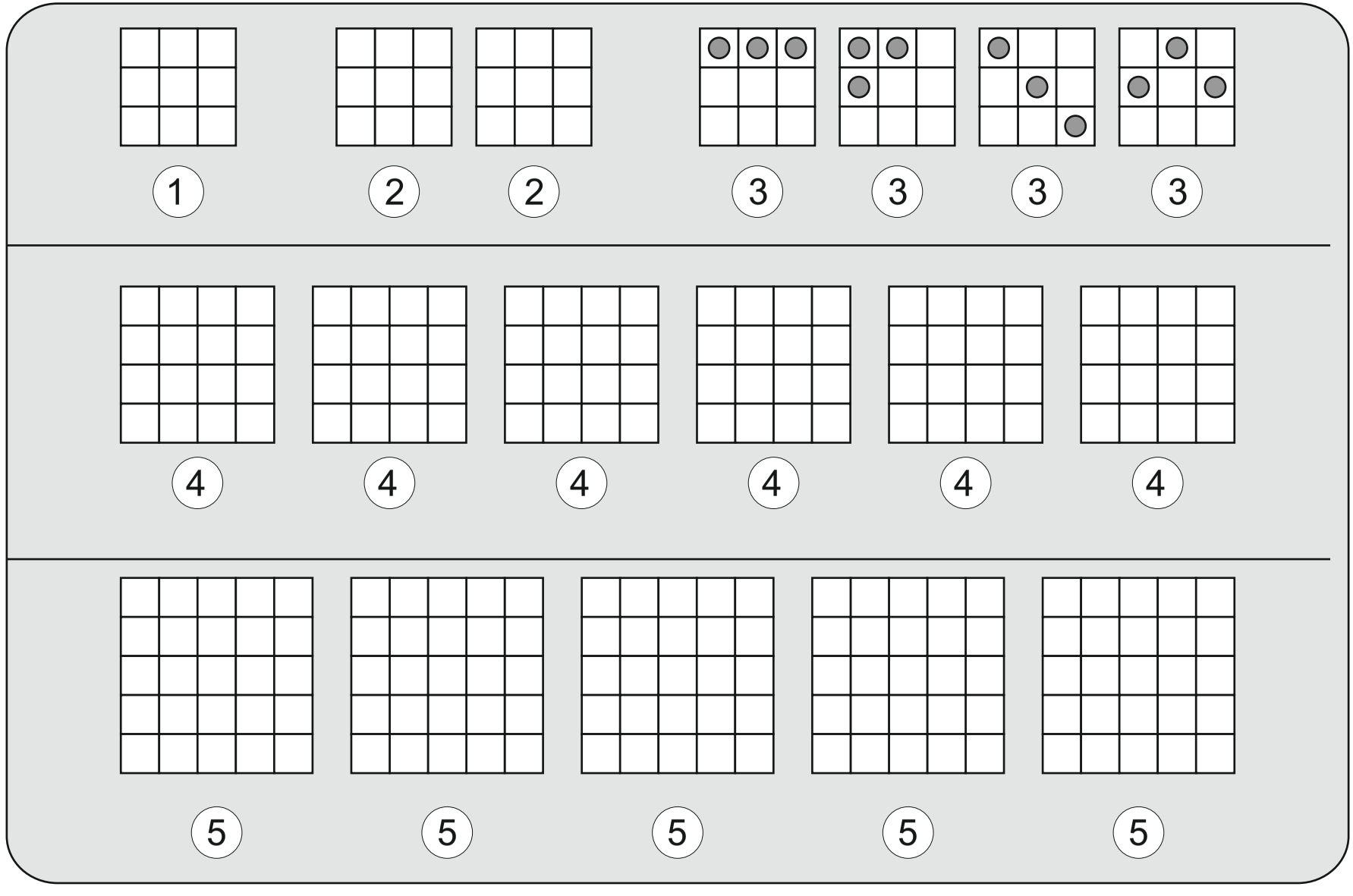

How many balloons with each child? Write the number.
Naupangte hian balloon engzat theuh nge an neih? An balloon neih zat ziak rawh.

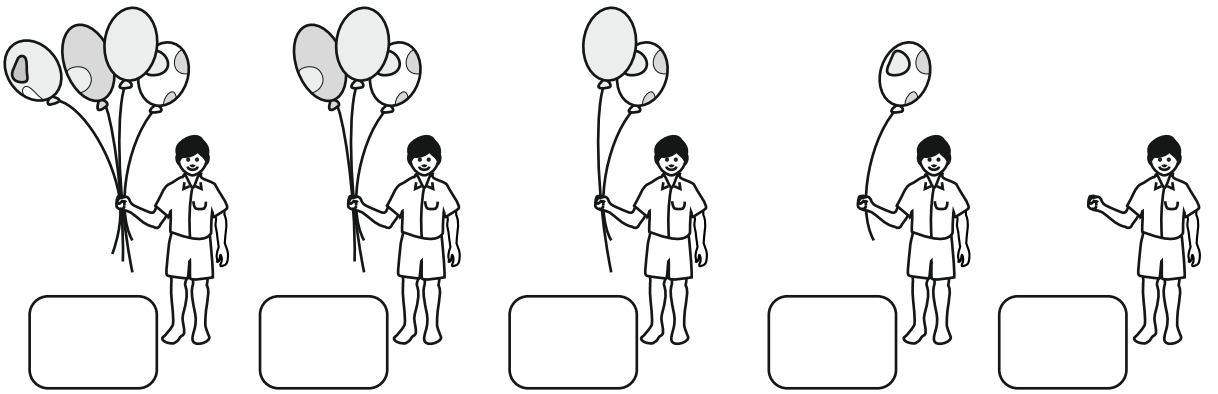

How many leaves on each stem?
A hnuaia thingkungte hian hnah engzat nge an neih ziak rawh?

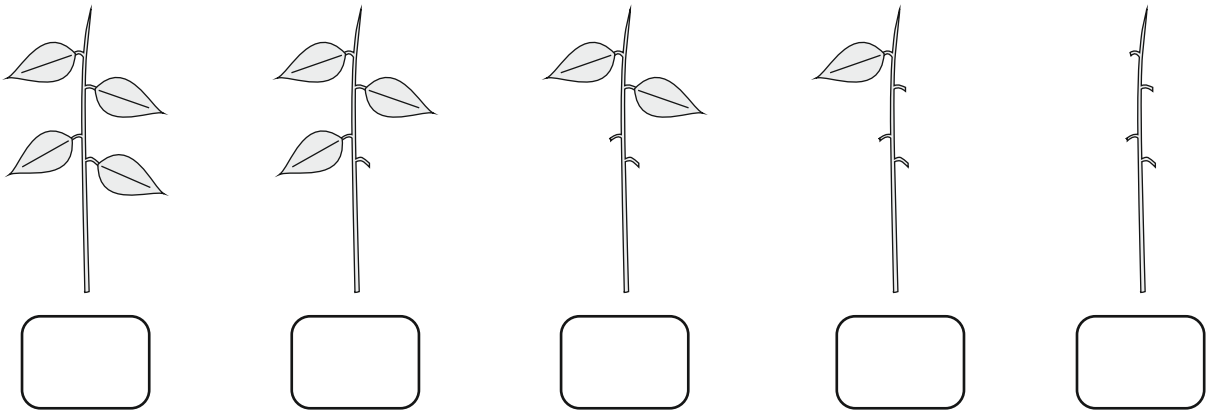

How many laddoos in the plate?
Thleng ah te hian laddoos engzat zel nge awm.

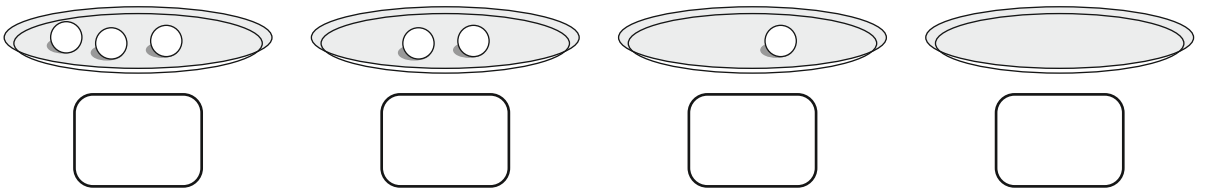

How many mangoes on the tree?
Thingkungah hian theihai rah engzat nge awm.



How many? Match the pairs.

Engzat nge an nih? Nambar inang thaizawm rawh.



7

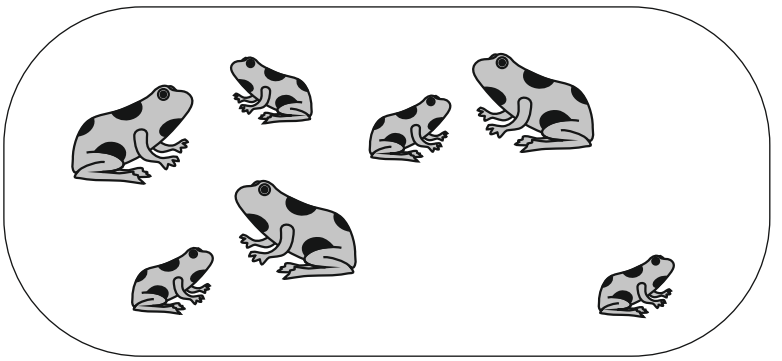

9



6



8

Colour as many as the given number.

A hnuaia milem te hi an bula nambar ang zat zel hi chei rawh.

5



1



8



4



7



9

Join in Sequence.

Nambar indawt dan angin thaizawm rawh.











Draw as many.

A hnuaia pianhmangte hi an bula nambar ang zat zel hian a lem ziak rawh.

8

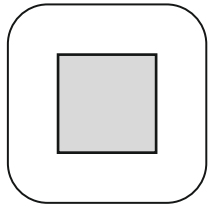

6

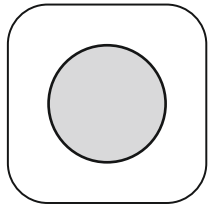

9

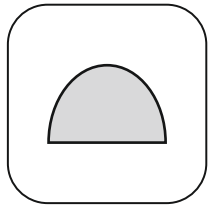

7

Make as many groups as you can, with this number of animals.

A hnuaia ransate hi an bula nambar zat ang zel hian in kawptir rawh.

6



7



8

9



The number of flowers must equal the number of leaves. What will you do?
Pangpar awmzat hian hnahthel awmzat hi a tluk tur a ni a .engtin nge i tih ang?



Make the number of mangoes equal to the number of apples.
Apples awmzat hian theihai siam rawh.



Make the number of balloons equal to the number of kites.
Lehkhachaih awmzat hi balloon siam rawh.

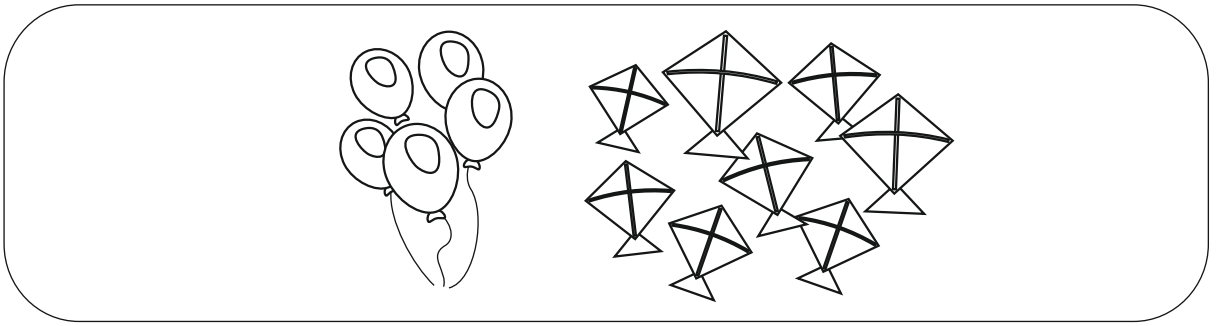

Make the number of stars equal to the number of suns.
Ni awmzat ang hi arsi lem ziak rawh.

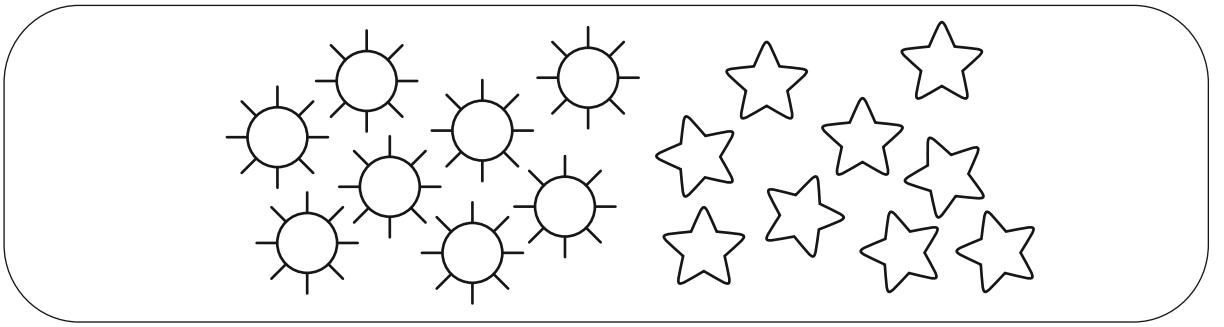

Draw as many pictures.

A hnuaia nambar ang zat zel khuan lem ziak rawh.

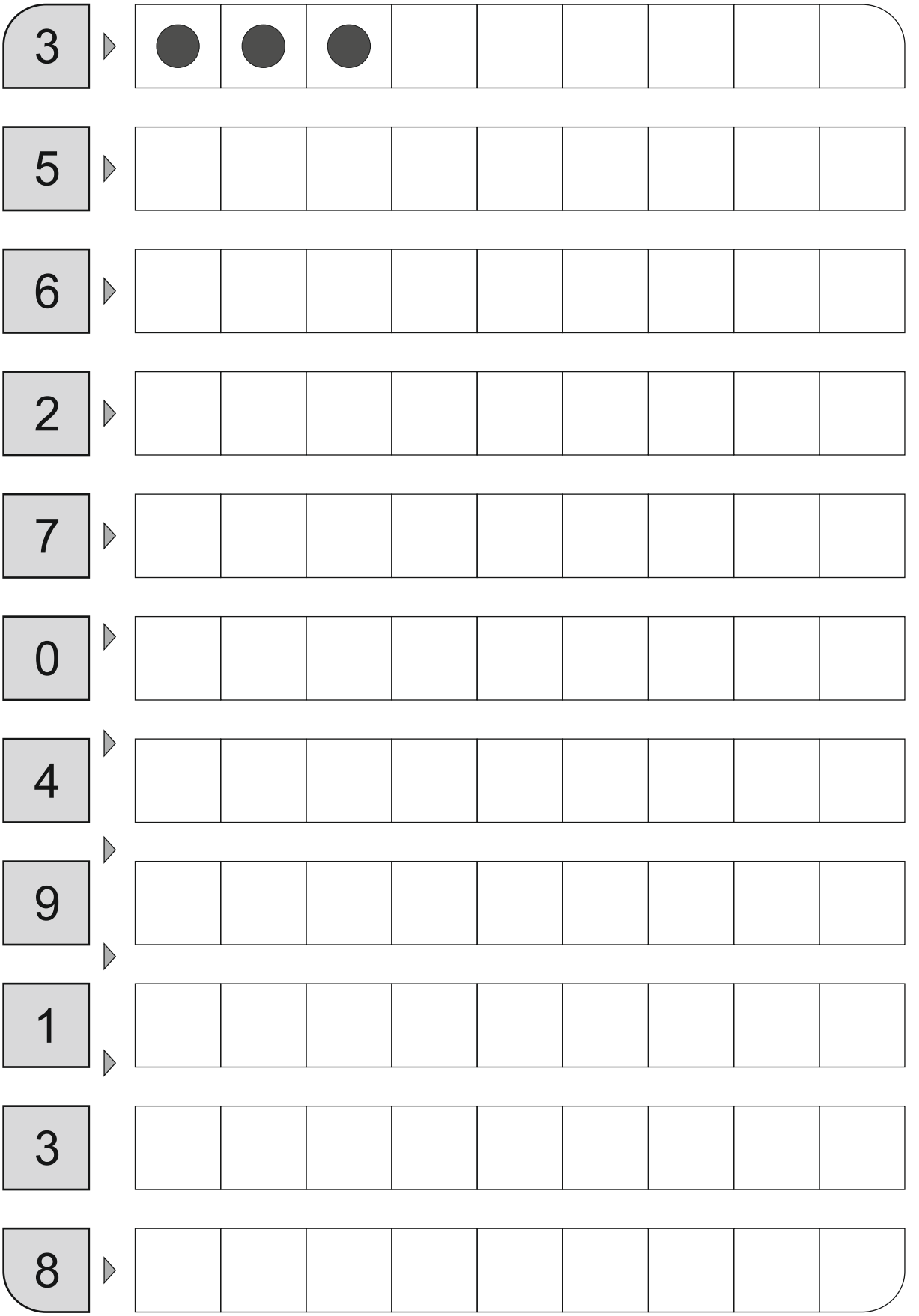

How many? Write the number.

Engzat nge an nih ziak rawh.



Write the numbers in sequence.

Nambar indawt dan ang zelin ziak rawh.

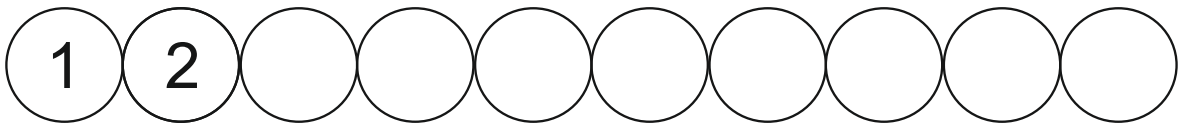

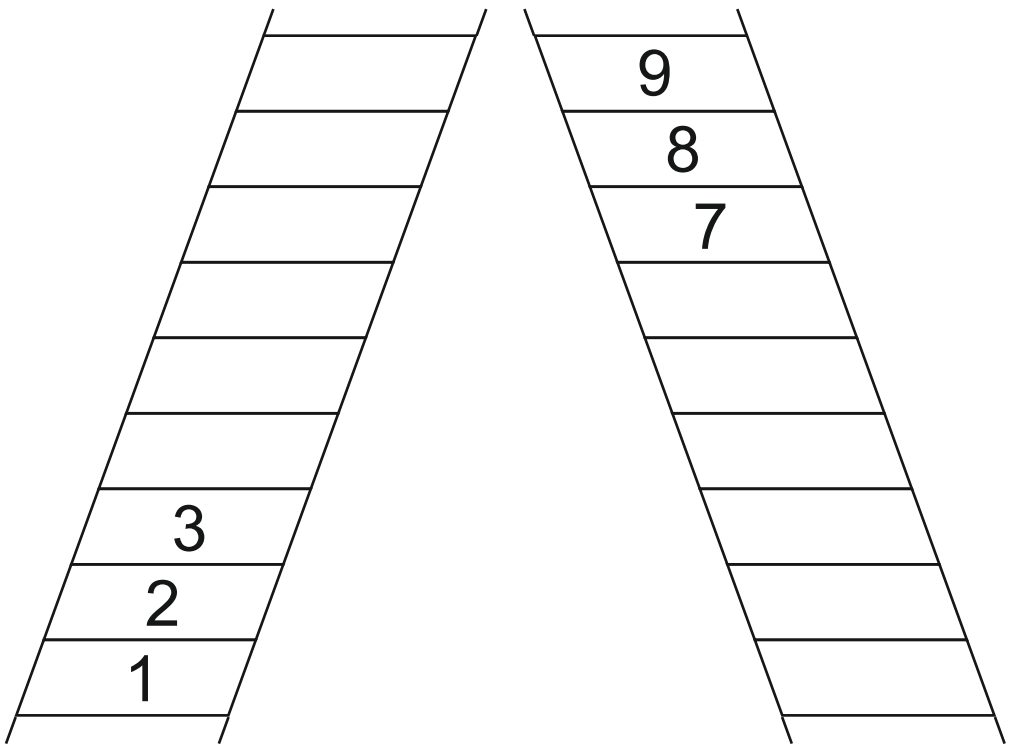

Write the previous number.

An hma chiah a nambar awm ziak rawh.

Write the number teacher says.

Zirtirtu in nambar a sawi zat ziak rawh.

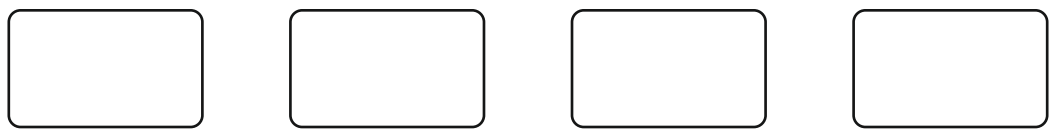



2 Children were playing
Naupang 2 an infiam

2 more joined
Pahnih in an lo zawma

Total number of Children naupang zawng zawng zat ☐

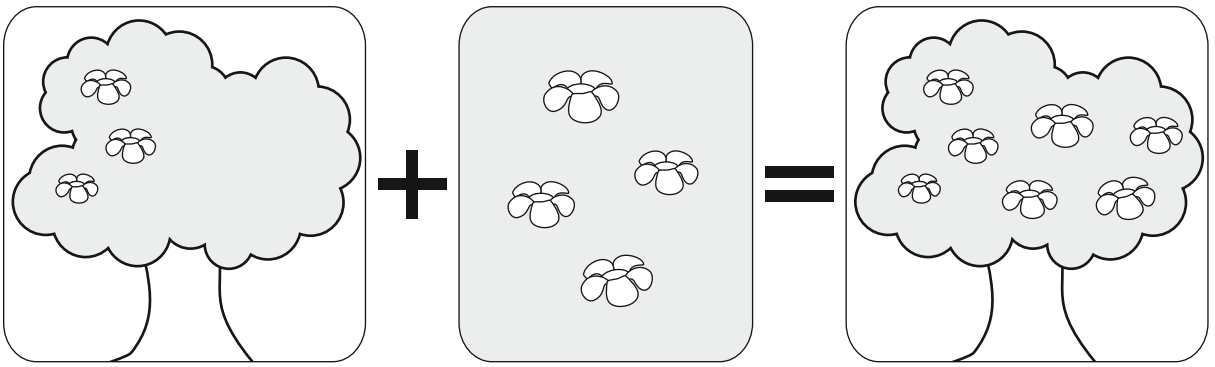

3 flowers on the tree
Thingkungah pangpar pathum a awm a

4 more blossomed
pali in an lo par belh

☐ flowers in all
pangpar awm zat.

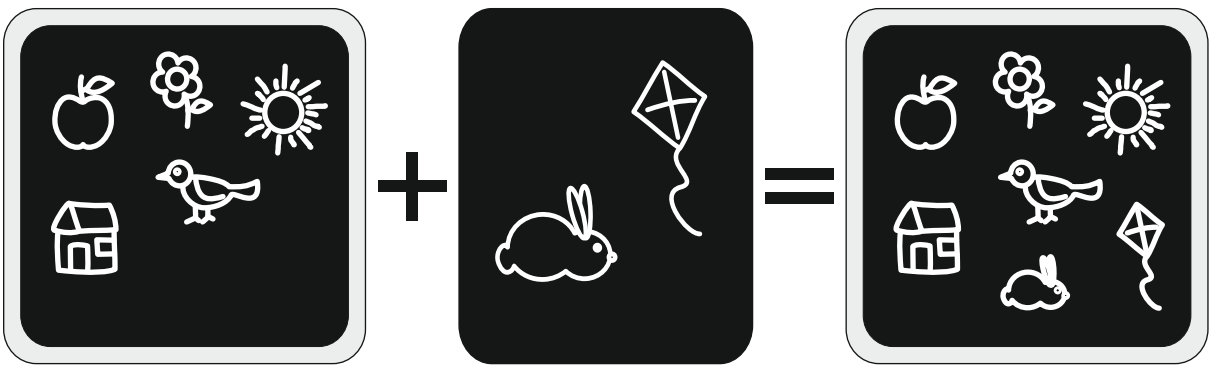

5 pictures on the blackboard
Blackboard ah milem panga

2 more pictures were drawn
milem pahnih ziah belh a ni a

☐ Pictures in all
milem awm zat.

Match the pairs.

Entirna ang hian a milpui thaizawm rawh.

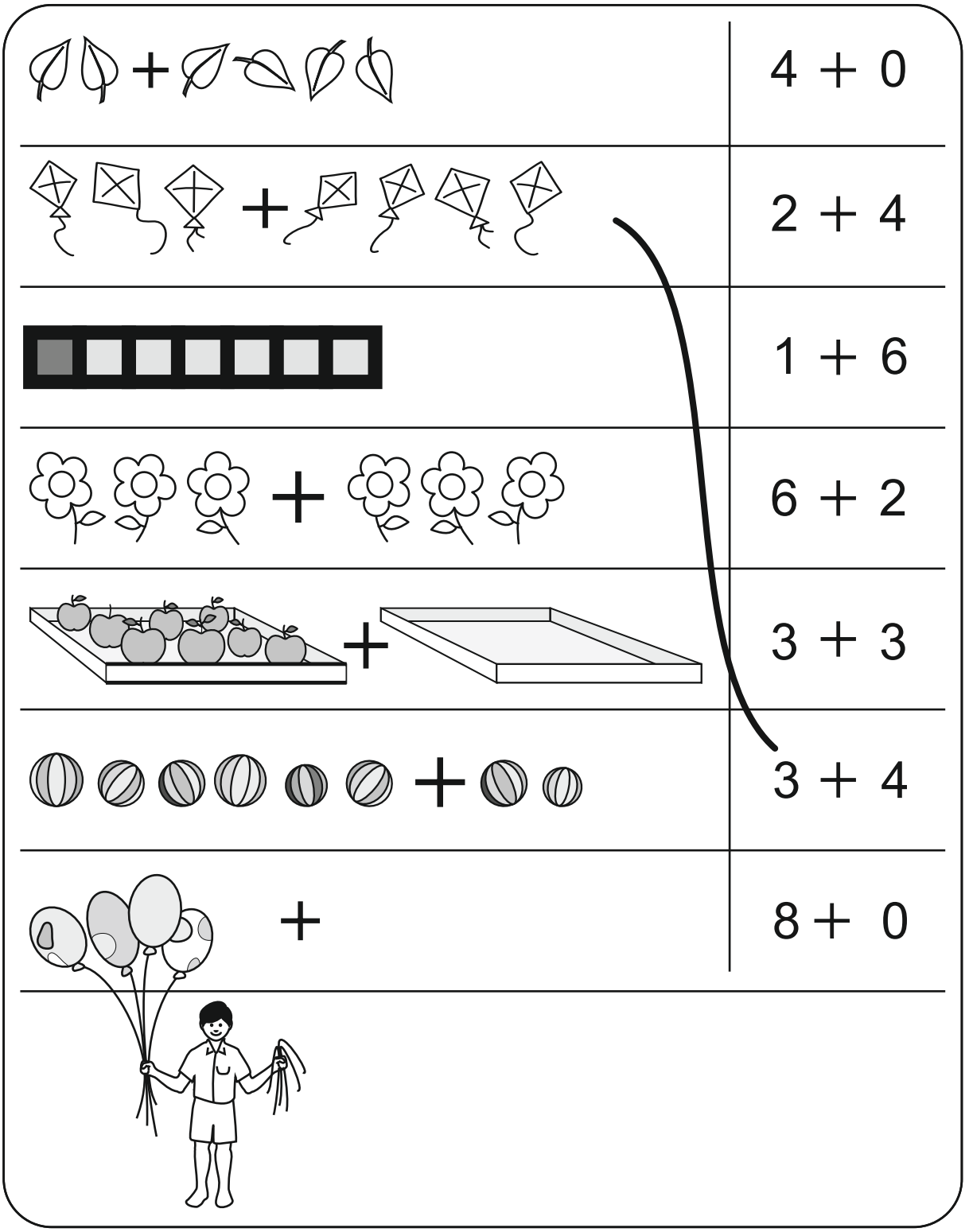

Write the missing numbers.

Number kimlo ziak rawh.

6 + ☐ = 7

☐ + 5 = 7

☐ + 3 = 6

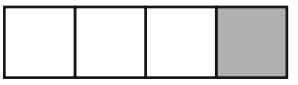

3 + ☐ = 4

9 + ☐ = 9

2 + ☐ = 9

☐ + 4 = 8

4 + ☐ = 6

2 + ☐ = 8

☐ + ☐ = 5

Look at the parts. Write the addition in numerals.

A hnuaia milem inthen hrangte hi en la, a nambar zat hi a sir ah hian belh rawh.



Write the additions in numerals.

Milem te hi an inthen hran dan ang hian an nambar zatin belh rawh.



3 + 2 = 5



__ + __ = __



__ + __ = __



__ + __ = __

See the picture. Write the answer.

A lem hi en la, nambar engzat nge an nih a chhanna ziak rawh.

6 + 2 = ☐

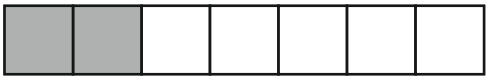

2 + 5 = ☐

3 + 3 = ☐

9 + 0 = ☐

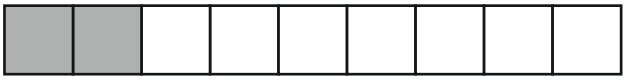

2 + 7 = ☐

Do the addition and write the answer.

A hnuai a mi te hi belh la, a chhanna ziak rawh.

	Units		Units		Units		Units		Units
+	0	+	2	+	3	+	6	+	2
	9		6		2		2		0

	Units		Units		Units		Units		Units
+	1	+	4	+	3	+	6	+	6
	4		5		3		3		1

Match the direct and reverse additions.

A hnuaia mite hi a dik zawng (direct) leh a let zawng (reverse) in a awm a, entirna ang hian an milpui thai zawm rawh.

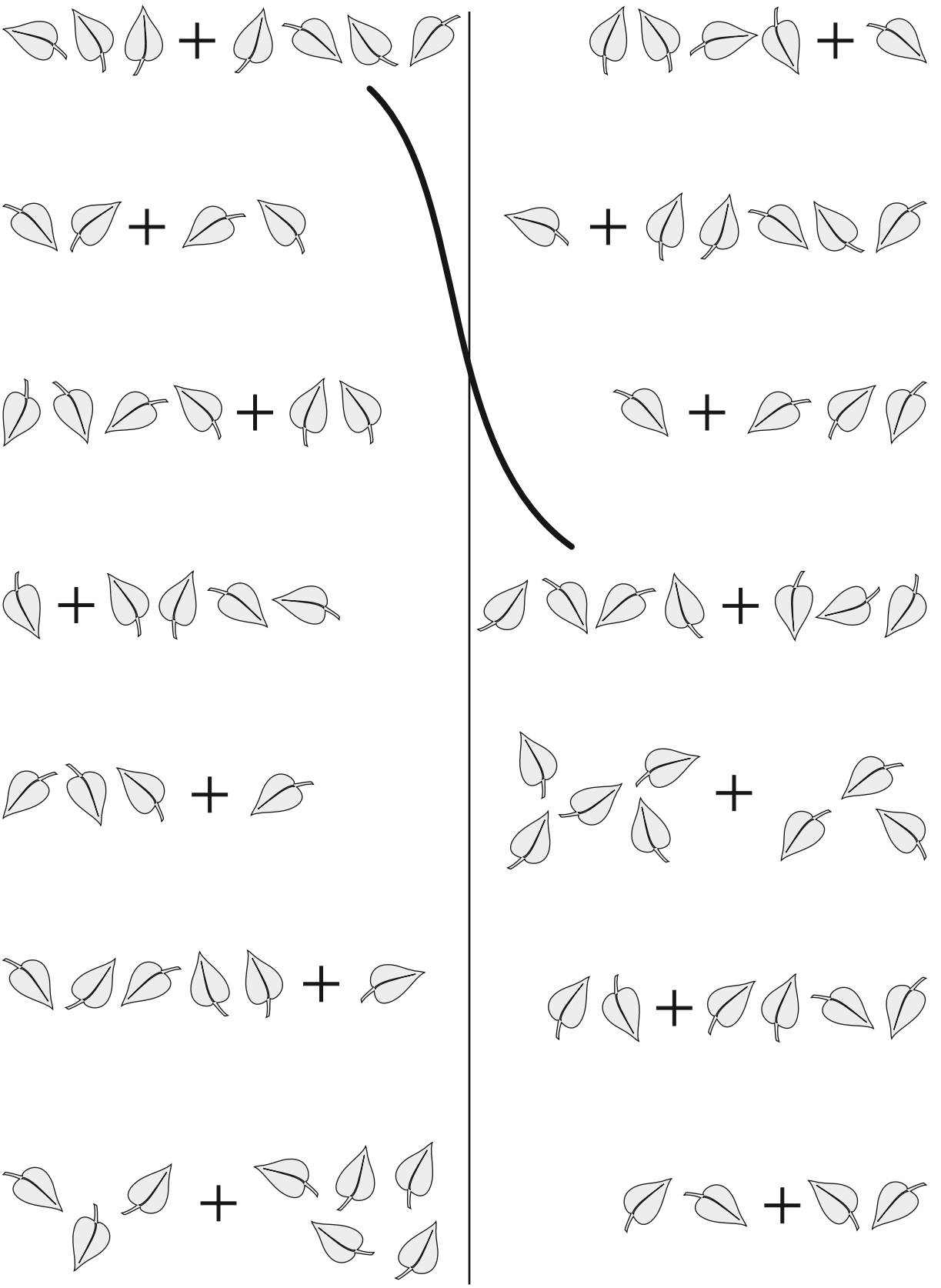

Match the direct and reverse pairs.

A hnuaia mite hi a vei lam hi a dik zawnga awm (Direct) a ni a. a ding lam hi a let zawng a awm (reverse) a ni. Direct leh reverse atang hian an milpui thai zawm rawh.

Direct
(A dik zawng)

Reverse
(A let zawng)



Colour and show the reverse sum.

A hnuaia Direct lama a in chei ang chiah hian, a lehlam (Reverse) hi a letling zawng hian chei rawh

Direct
(A dik zawng)

Reverse
(A let zawng)



Loot at the pictures and write the direct and reverse sums.
A lem hi en la, a dik zawng leh a let zawng anga siam in belh rawh.

Direct (A dik zawng)	Reverse (A let zawng)
 2 + 3 = 5	 3 + 2 = 5
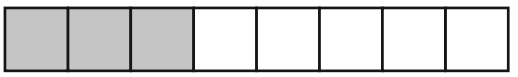 □ + □ = □	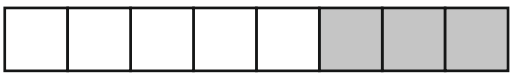 □ + □ = □
 □ + □ = □	 □ + □ = □
 □ + □ = □	 □ + □ = □
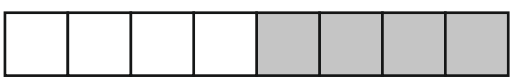 □ + □ = □	 □ + □ = □

Loot at the pictures and write the direct and inverse additions.

A lem hi en la, a dik zawng leh a let zawngin belh rawh.

2 + 3 = 5

3 + 2 = 5

__ + __ = __

__ + __ = __

__ + __ = __

__ + __ = __

__ + __ = __

__ + __ = __

__ + __ = __

__ + __ = __

Look at the two parts and write the direct and inverse additions.

A hnuaia rawng a then hran pahnih te khu en la a dik zawng leh a let zawngin belh rawh.

□ + □ = □

□ + □ = □

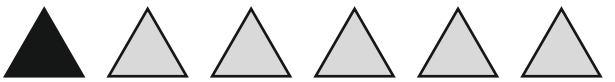

□ + □ = □

□ + □ = □

□ + □ = □

□ + □ = □

□ + □ = □

□ + □ = □

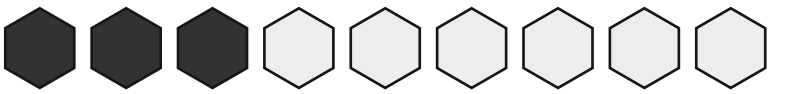

□ + □ = □

□ + □ = □

Use crayons of 2 colours to show addition stories.

Crayon colour (Rawng) pahnih chauh hmangin belhna thawnthu siam rawh.

Story of 2

Pahnih thawnthu

□ + □ = □

Stories of 3

Pathum thawnthu

□ + □ = □

□ + □ = □

Stories of 4

Pali thawnthu

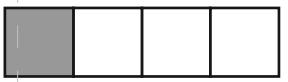

□ + □ = □

□ + □ = □

2 + □ = □

Stories of 5

Panga thawnthu

□ + □ = □

□ + □ = □

□ + □ = □

□ + □ = □

Stories of 6

Paruk thawnthu

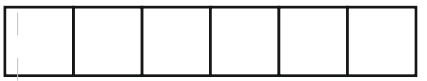

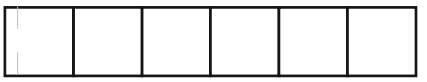

$\square + \square = \square$

$\square + \square = \square$

$\square + \square = \square$

$\square + \square = \square$

$3 + \square = \square$

Stories of 7

Pasarih thawnthu

$\square + \square = \square$

$\square + \square = \square$

$\square + \square = \square$

$\square + \square = \square$

$\square + \square = \square$

$\square + \square = \square$

Stories of 8

Pariat thawnthu



$\square + \square = \square$

$\square + \square = \square$

$\square + \square = \square$

$\square + \square = \square$

$\square + \square = \square$

$\square + \square = \square$

$4 + \square = \square$

Stories of 9

Pakua thawnthu



$\square + \square = \square$

$\square + \square = \square$

$\square + \square = \square$

$\square + \square = \square$

$\square + \square = \square$

$\square + \square = \square$

$\square + \square = \square$

$\square + \square = \square$

Addition grids

Write the additions in standing, sleeping and slant lines forwards and backwards.

Grid hmanga belhna siam

Belhna hi line ding leh a mu leh line a hma lam zawng leh a hnunglam zawnga inkaw kalh in siam rawh.

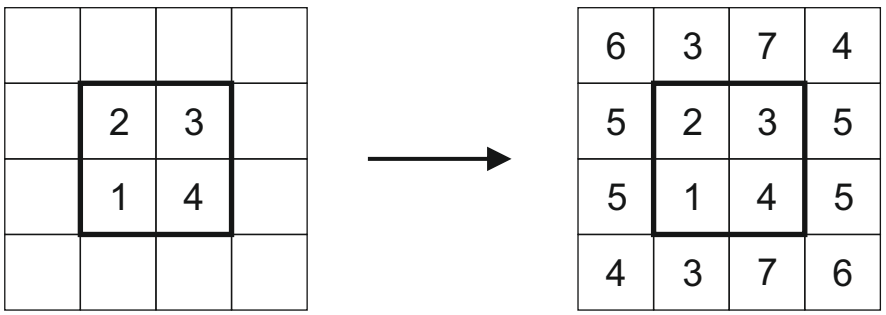

Colour the pairs of alike numbers. Use a different colour for each pair. Observe the pattern.

Nambar inang te chei la. Pair tin kha rawng hrang theuhin chei la. An zia rang te thlir rawh.

Fill up the following grids and discuss the patterns.
A hnuai a bawm te khu ngun takin ngaihtuah la dahkhat rawh

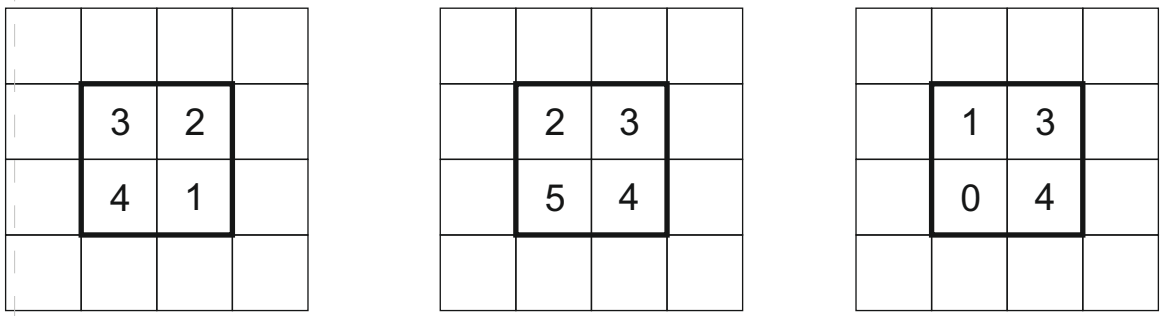

Write any four single digit numbers in the central four boxes and observe the patterns.

A hnuaia bawm chhung a lai taka bawm pali ah khuan nambar mal khat theuh pali ziak la, chu chu an ziarang te thlir rawh.



Thanks to W.W. Sawyer



3 birds on the wire

Hruiah sava pathum(3) an awm a

1 flew away

Pakhat (1) a thlawk sawn a

Now there are ☐ birds on the wire.

Tunah chuan Hruiah sava ☐ an awm.

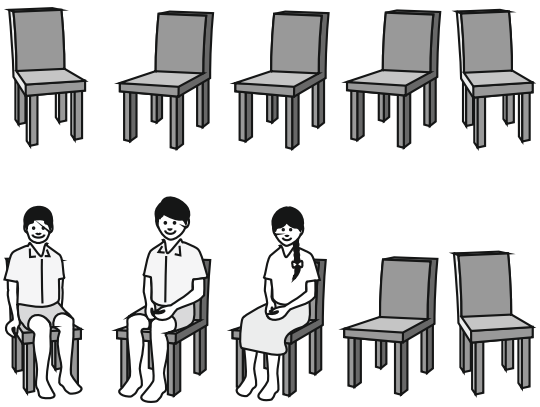

5 chairs

Thuthleng panga(5)

3 were occupied

Pathum (3) ah mi an thu khat a.

☐ chairs are vacant

Thuthleng ☐ ala ruak





6 mangoes on the tree

Thingkung ah theihai paruk(6) a rah a

3 mangoes fell down

Theihai pathum (3) an tla thla a.

☐ mangoes left

Theihai ☐ an la awm.

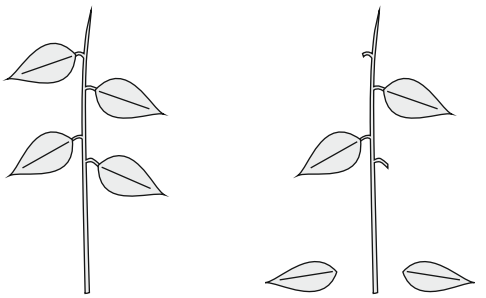

4 leaves on the branch
Thingtangah chuan a hnah pali (4) a awm a

2 fell off
Pahnih(2) a tla a

☐ Leaves remain on the branch
Thingtangah chuan thinghnah ☐ a la awm



There were 5 boys
Mipa panga(5) an awm a

3 boys went away
Mipa Naupang pathum(3) an kal sawn a

☐ boys remained
Mipa Naupang ☐ an la awm

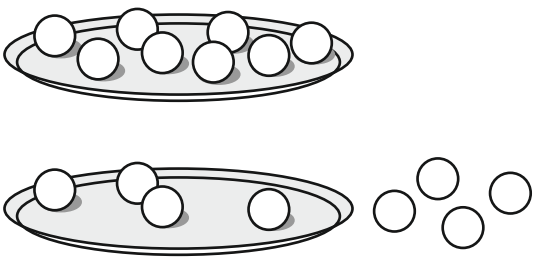

There were 8 laddoos in the plate
Thlengah chuan laddoos pariak(8) a awm a

4 laddoos were taken out
Laddoos pali (4) chu an la chhuak a

☐ laddoos remained in the plate
Thlengah chuan laddoos ☐ ala awm



7 glasses were full
No pasarih (7) chu a khat a

5 were emptied
No panga(5) chu an ti ruak a

☐ full glasses remained

No ☐ chu ala khat a ni.

Match the pairs.
A inmil thaizawm rawh



3 – 2

6 – 6

5 – 2

5 – 1

4 – 2

7 – 2

4 – 1

6 – 4

7 – 4

5 – 3

Fill in the blanks.

A kar awl dahkhat rawh

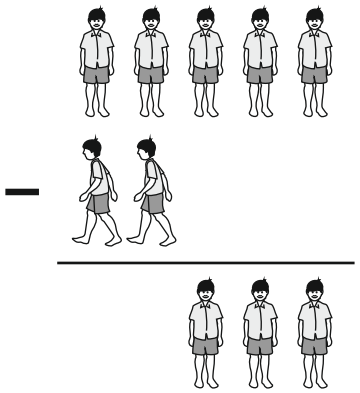

There were ☐ boys.

Mipa naupang ☐ an awm a.

☐ boys went away.

☐ Chu an kal sawn a.

☐ boys remained.

Mipa naupang ☐ an la awm

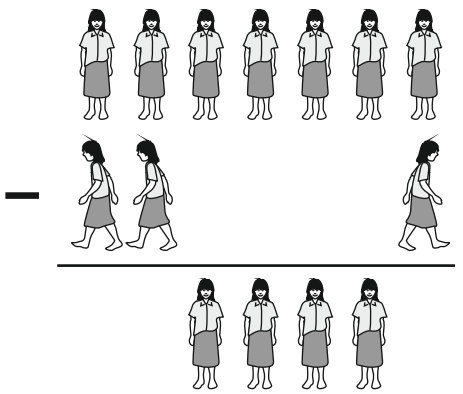

There were ☐ girls.

Hmeichhe naupang ☐ an awm a.

☐ girls went away.

☐ Chu an kal sawn a

☐ girls remained.

Hmeichhe naupang ☐ an la awm.

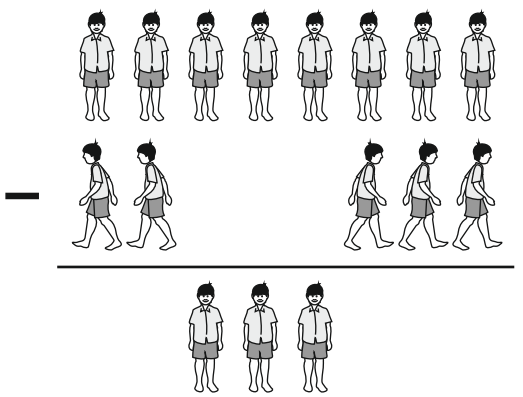

There were ☐ boys.

Mipa naupang ☐ an awm a.

☐ boys went away.

☐ Chu an kal sawn a.

☐ boys remained.

Mipa naupang ☐ an la awm

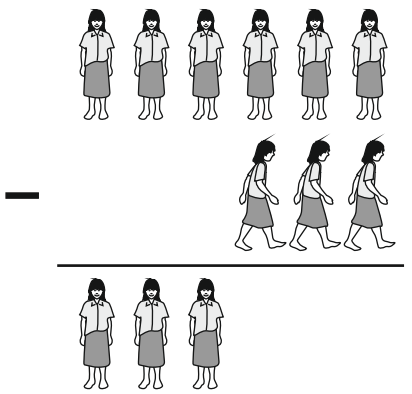

There were ☐ girls.

Hmeichhe naupang ☐ an awm a.

☐ girls went away.

☐ Chu an kal sawn a

☐ girls remained.

Hmeichhe naupang ☐ an la awm.



So many birds
Sava tam tak an awm

So many flew away
Tam tak an thlawk sawn a

This number remained
Sava hemi zat hi an la awm

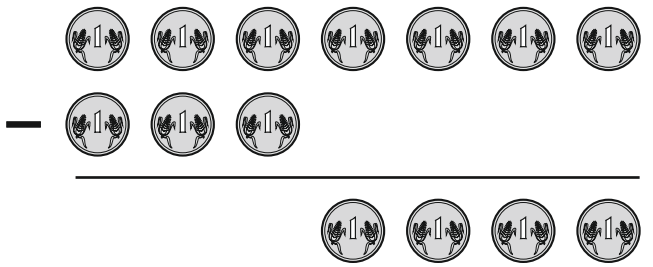

So many rupees with me
Pawisa tam tak ka nei a

So many were spent
Tam tak ka hmang ral a

So many remained with me
Pawisa tam tak heti zat hi ka la nei

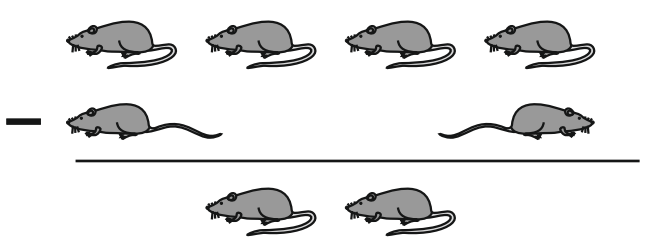

So many rats
Sazu tam tak an awm

So many ran away
Tam tak an tlan sawn a

This number remained
Hemi zat hi an la awm

So many mangoes
Theihai tam tak a awm a

So many were eaten
Tam tak chu ei then a ni a

So many mangoes
remained uneaten
Theihai tam tak chu ei lohin ala awm



So many flowers
Pangpar tam tak a awm a

So many dried up
Tam tak chu an thi a

So many flowers remained
Pangpar tam tak chu ala bang a ni



So many grapes
Grapes tam tak a awm a

So many were eaten
Tam tak chu ei then a ni

So many grapes remained
Grapes tam tak ala bang ang a,
engzat nge ni ang.

Match the pairs.

A milpui thaizawm rawh

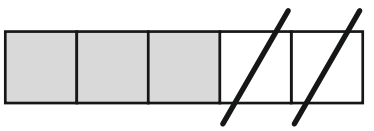

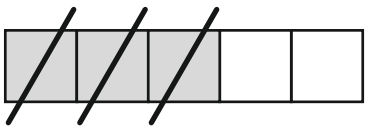

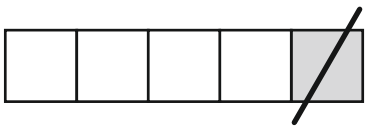

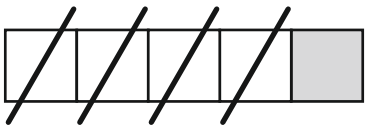

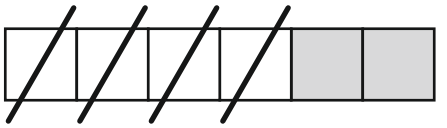

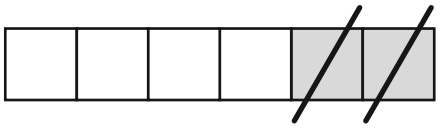

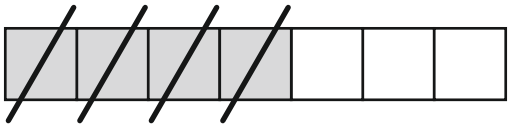

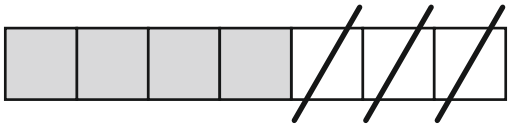

5 − 1 = 4

6 − 2 = 4

7 − 3 = 4

5 − 2 = 3

7 − 4 = 3

5 − 4 = 1

5 − 3 = 2

6 − 4 = 2

Write the missing number in the box.

Bawm chhungah hian nambar kimlo ziak rawh

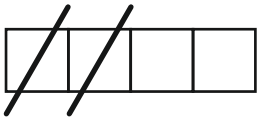

4 − 2 = ☐

5 − 1 = ☐

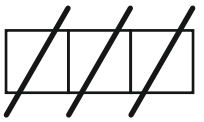

3 − 3 = ☐

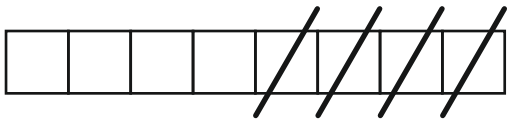

8 − 4 = ☐

7 − 4 = ☐

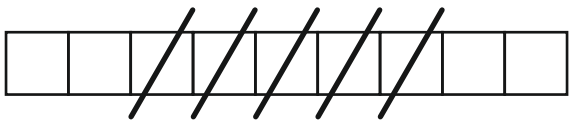

9 − 5 = ☐

5 − 0 = ☐

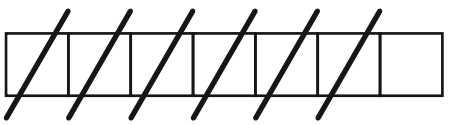

7 − 6 = ☐

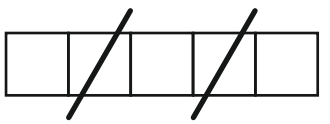

5 − 2 = ☐

7 − 7 = ☐

Strike off as many boxes as required.

A hnuaia chhut chhuah mil zel khuan bawm chhungah khuan thaichhe rawh.

3 − 2 = 1 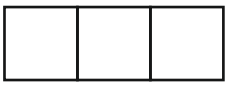

---

6 − 3 = 3

---

5 − 2 = 3

---

7 − 1 = 6 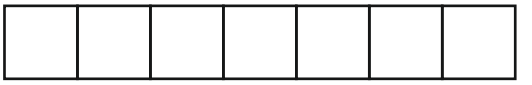

---

5 − 3 = 2

---

8 − 7 = 1 

---

9 − 4 = 5

---

7 − 4 = 3

---

4 − 4 = 0 

---

9 − 0 = 9

Write the missing number.

Nambar kim lo ziak rawh

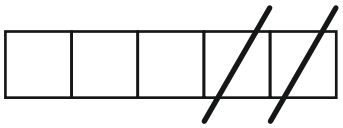

5 − ☐ = 3

3 − ☐ = 3



6 − ☐ = 3

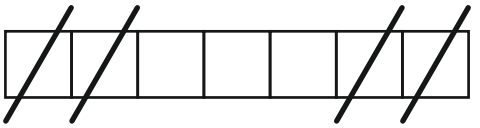

7 − ☐ = 3



4 − ☐ = 2

8 − ☐ = 8

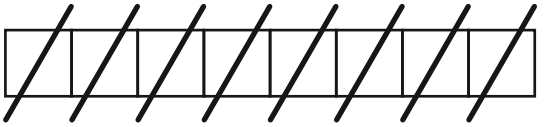

8 − ☐ = 0

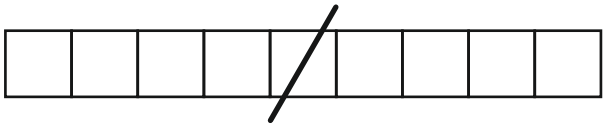

9 − ☐ = 8



5 − ☐ = 3

5 − ☐ = 2

Write the missing number.

Nambar kim lo ziak rawh



□ − 2 = 1

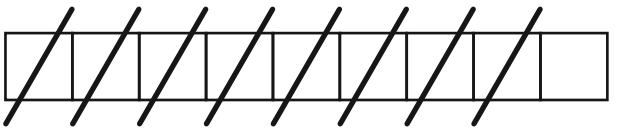

□ − 8 = 1

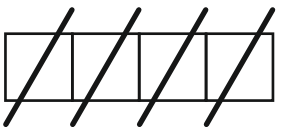

□ − 4 = 0

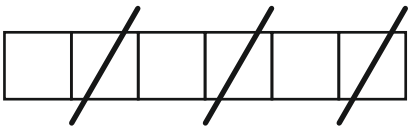

□ − 3 = 3

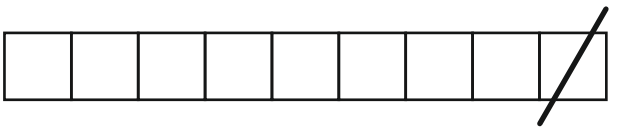

□ − 1 = 8



□ − 0 = 8

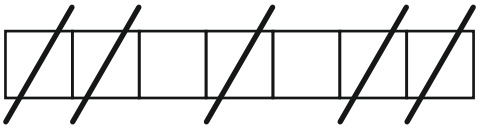

□ − 5 = 2

□ − 1 = 4

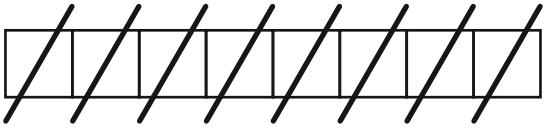

□ − 8 = 0

□ − 2 = 5

Write all the missing numbers.

Nambar kim lo ziak rawh

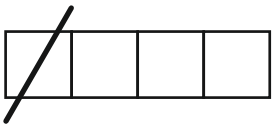 ☐ - ☐ = ☐

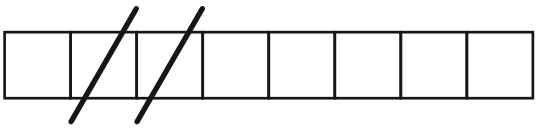 ☐ - ☐ = ☐

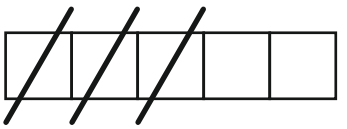 ☐ - ☐ = ☐

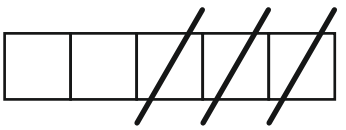 ☐ - ☐ = ☐

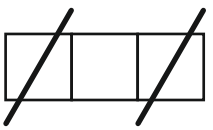 ☐ - ☐ = ☐

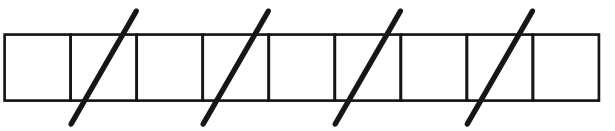 ☐ - ☐ = ☐

☐ - ☐ = ☐

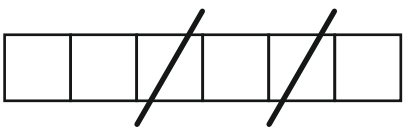 ☐ - ☐ = ☐

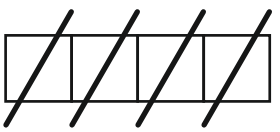 ☐ - ☐ = ☐

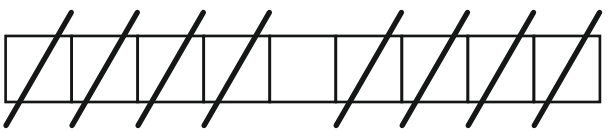 ☐ - ☐ = ☐

	Units
−	7
	4
	3

	Units
−	5
	2

	Units
−	9
	6

	Units
−	8
	7

	Units
−	5
	1

	Units
−	8
	0

	Units
−	7
	1

	Units
−	6
	3

	Units
−	6
	6

	Units
−	9
	5

	Units
−	8
	4

	Units
−	4
	2

	Units
−	9
	8

	Units
−	7
	2

	Units
−	5
	0

	Units
−	7
	5

	Units
−	9
	1

	Units
−	8
	2

	Units
−	6
	4

	Units
−	5
	5

Remove one part, write the subtraction. Remove the other part, write another subtraction.

A hnuaia lem hi hmun hnih a then a ni a, chei leh chei loh, A part pakhat hi a vai atang hian paih la. Chuan a part hnuhnung hi a vai atang hian paih leh rawh.

2 and 3 joined make a rod of 5

Pahnih (2) leh Pathum(3) inzawm chuan rod Panga (5) a siam a ni.

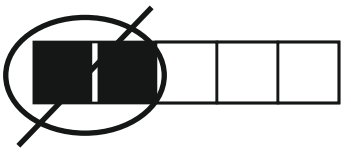

Remove 2, 3 remains

Pahnih (2) paih la, Pathum(3) a la awm ang

5 – 2 = 3

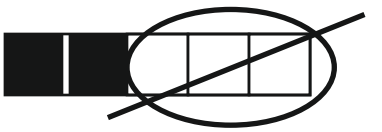

Remove 3, 2 remains

Pathum (3) paih la, Pahnih (2) a la awm ang

5 – 3 = 2

---

3 joined to 4 make a rod of 7

Pali(4) ah Pathum(3) kan belh chuan rod Pasarih (7) a siam a.

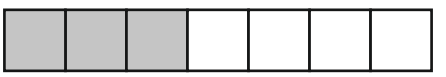

Remove 3, 4 remains

Pathum(3) paih la Pali(4) a la awm ang.

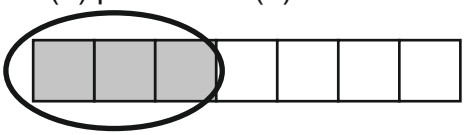

Write in numerals

A number in ziak rawh

☐ – ☐ = ☐

Remove 4, 3 remains

Pali(4) paih la Pathum(3) a la awm ang.

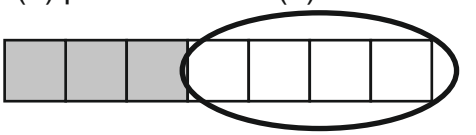

Write in numerals

A number in ziak rawh

☐ – ☐ = ☐

---

2 and 5 joined makes a rod of 7

Pahnih(2) ah Panga(5) inzawm chuan rod Pasarih (7) a siam a.

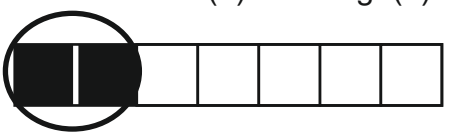

Write in numerals

A number in ziak rawh

☐ – ☐ = ☐

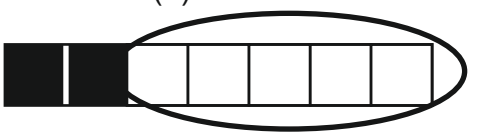

Write in numerals

A number in ziak rawh

☐ – ☐ = ☐

Colour all possible combinations of addition rods of the given number
and write addition - subtraction statements for each one of them.

A hnuaia nambar pek sa a, rod belhkhawm theih zawng zawng te hi chei in, chumi atang theuh chuan belhna (addition) leh paihna (subtraction) awm thei te ziak chhuak rawh.

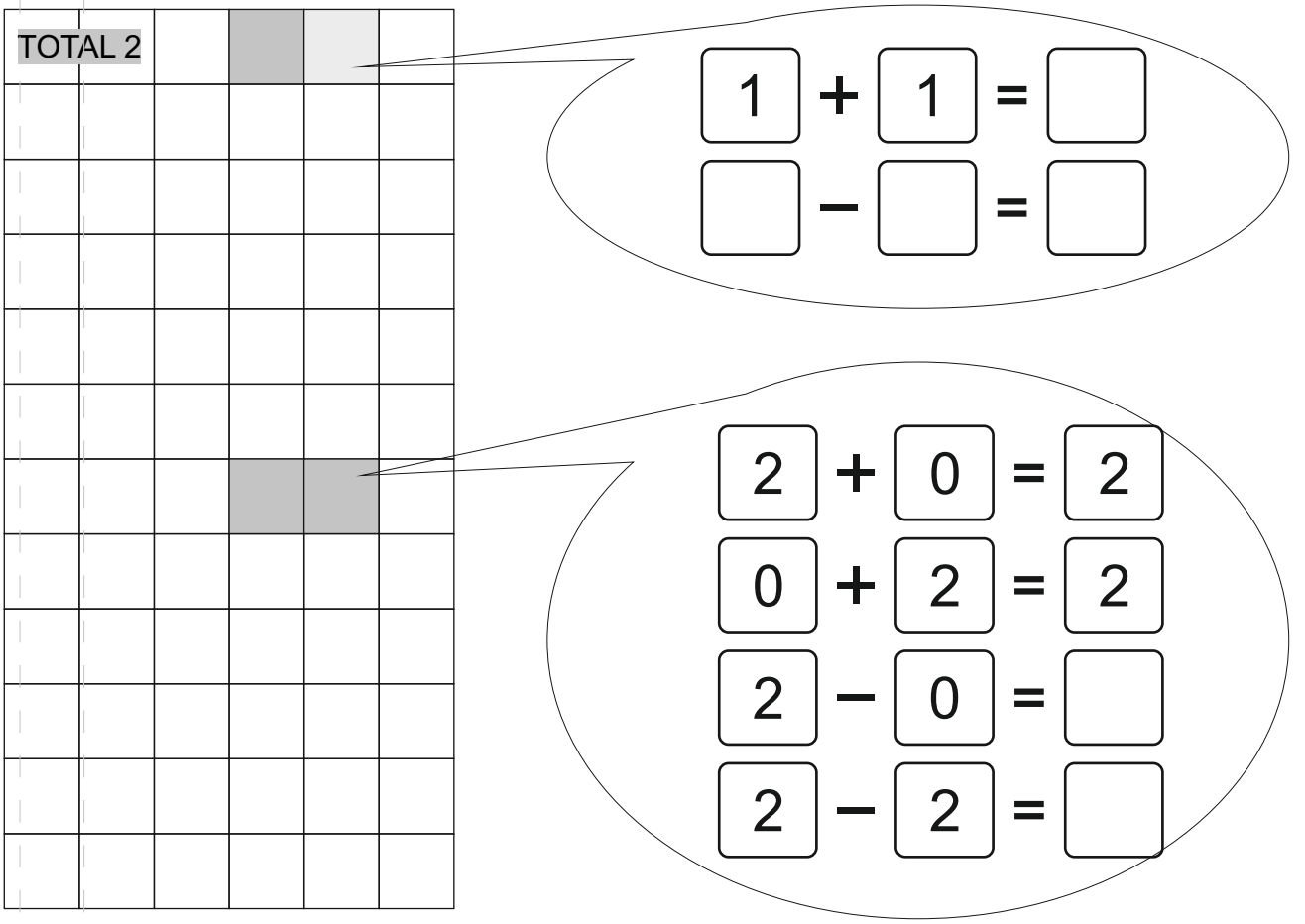

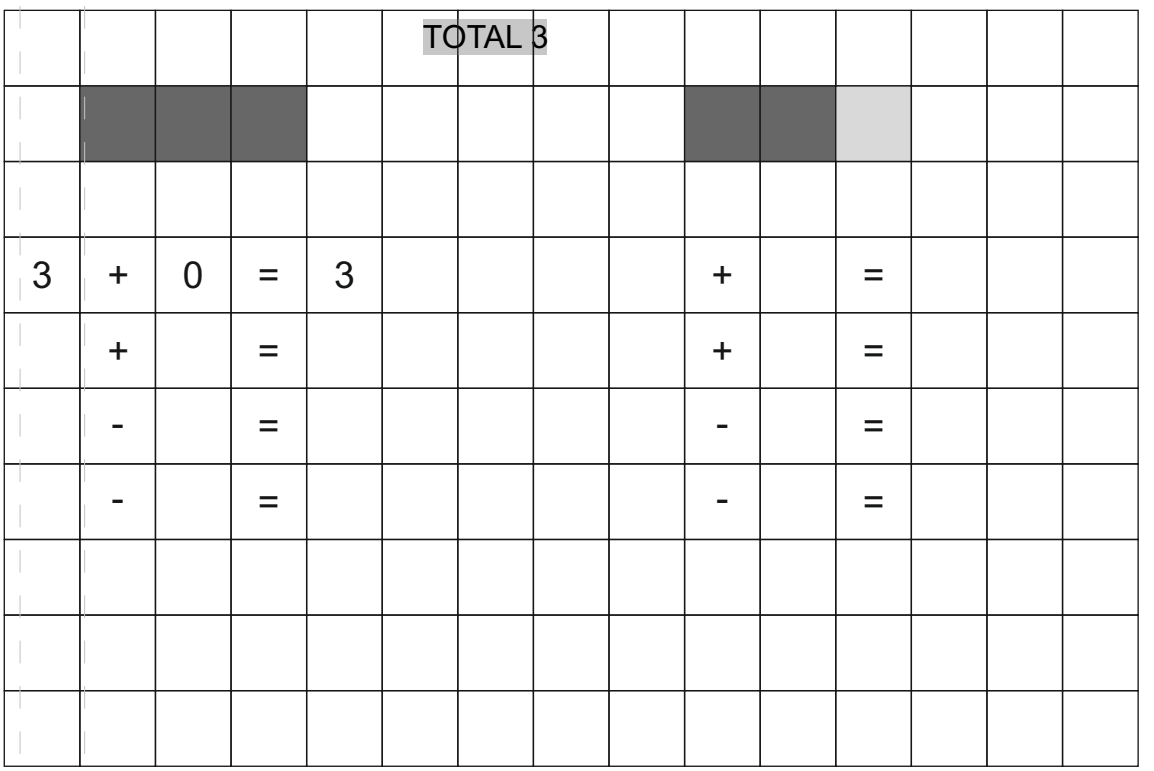

Colour and write addition - subtraction statements for numbers 4 to 10

Nambar Pali(4) atanga nambar sawm (10) atangte hian belhna (addition) leh paihna (subtraction) awm thei ziak chhuak rawh.



How many cubes on the slate? Write in words and numerals.

A hnuaia slate ah hian cube engzat nge awm? A thu leh a nambar in ziak rawh.

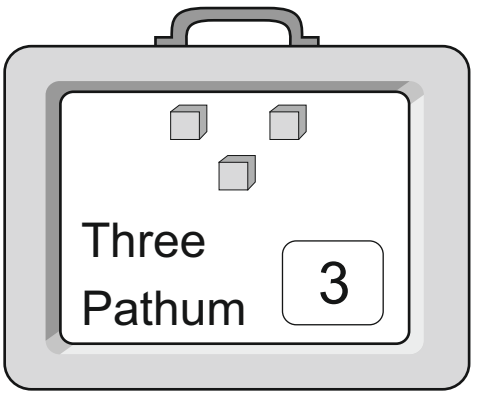

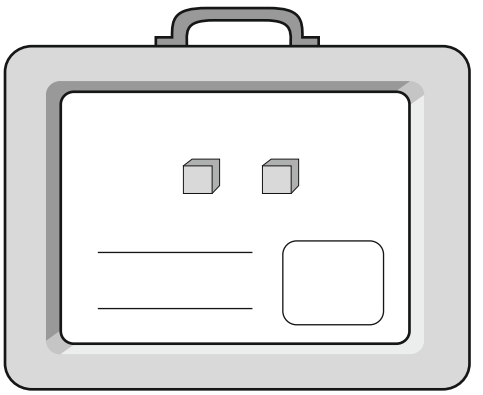

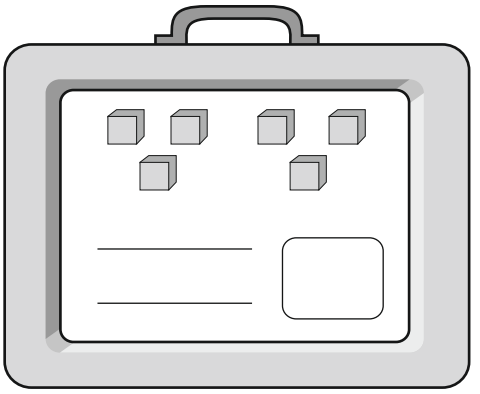

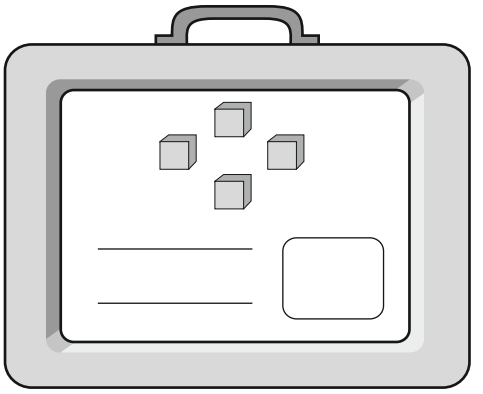

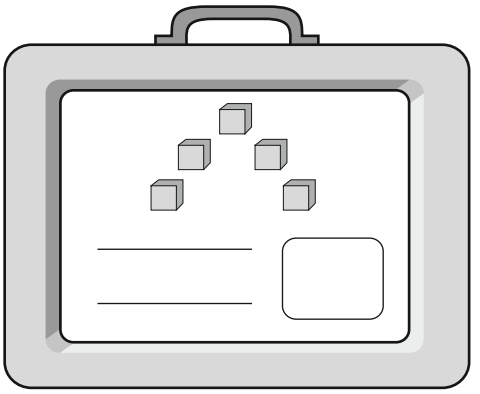

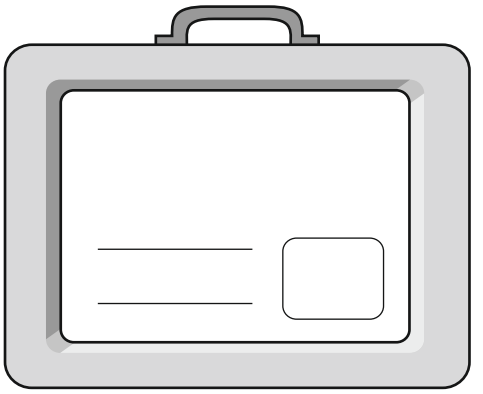

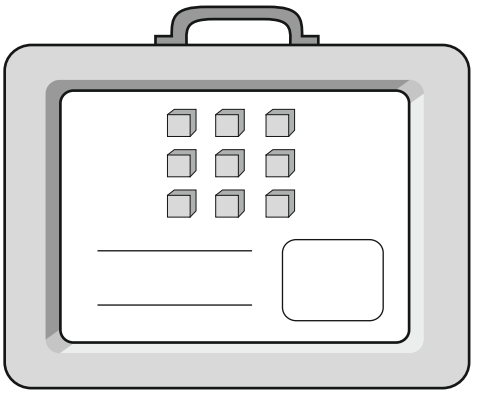

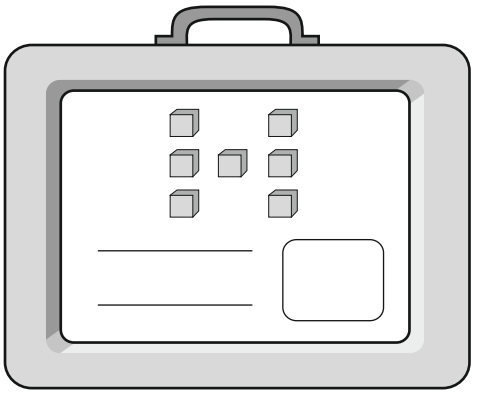

How many rupees on the slate? Write in numerals.

Slate ah hian pawisa engzat nge awm? Nambar in ziak rawh

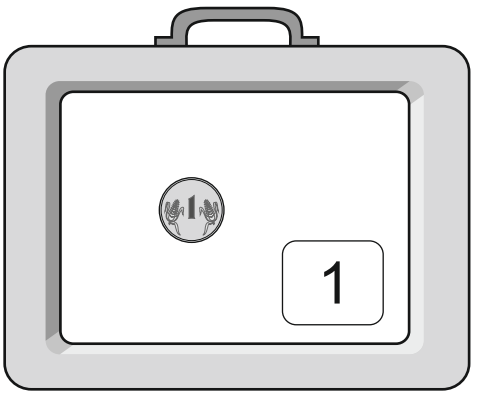

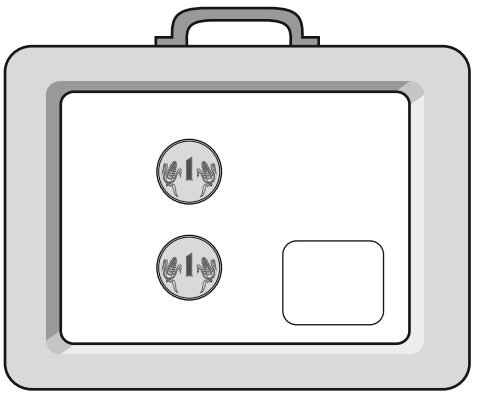

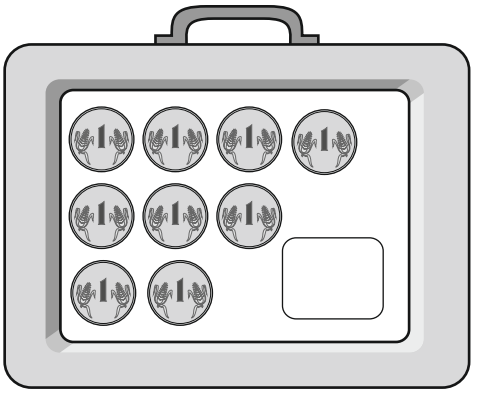

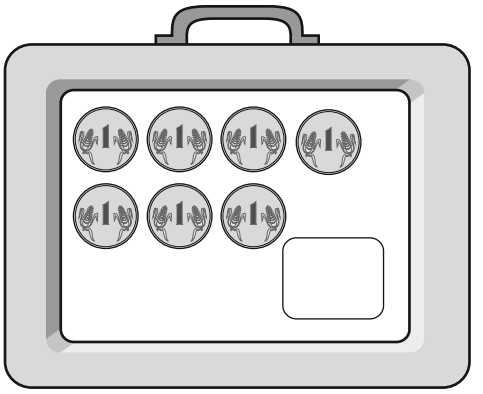

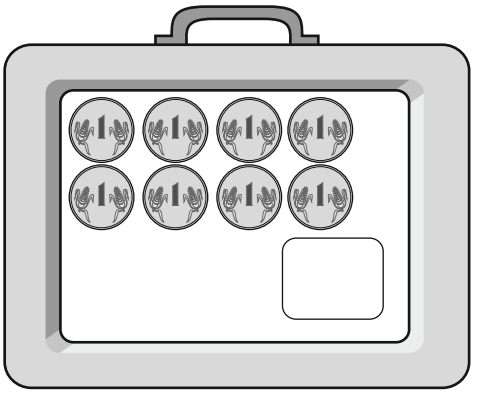

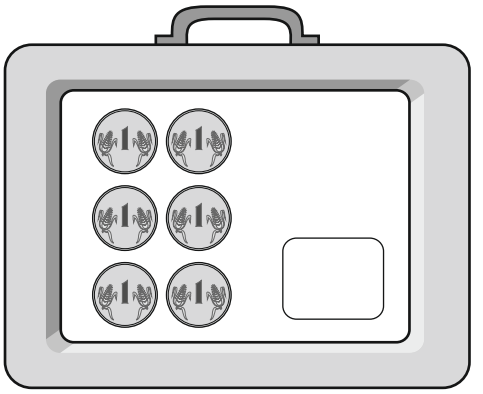

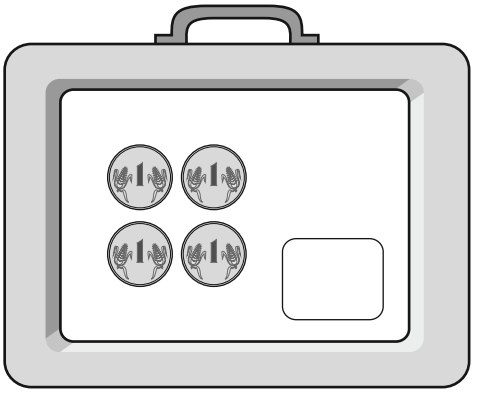

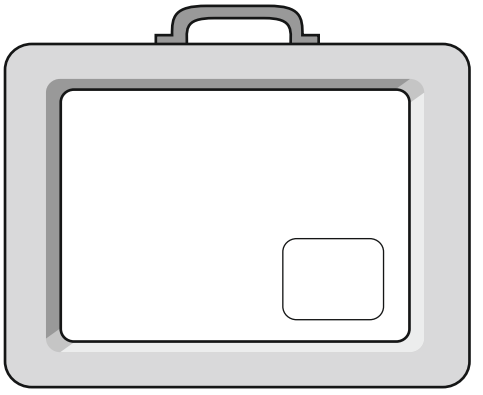

Ten Units = One Ten

Unit sawm chuan ten khat a tluk

Nine Unit cubes on the slate

Slate ah hian cube pakua(9) a awm a

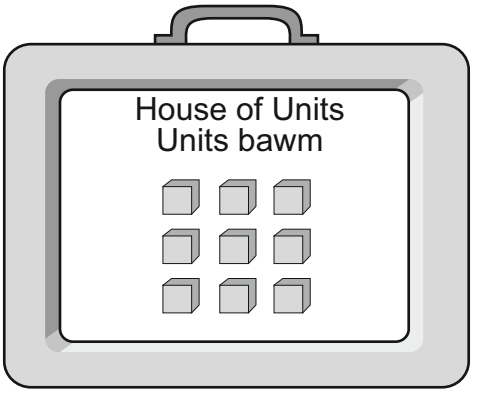

Add one more Unit. Now there are Ten Units on the slate.

Cube pakhat(1) kha dah belh la, tunah chuan slate ah sawm(10) an lo awm tawh a

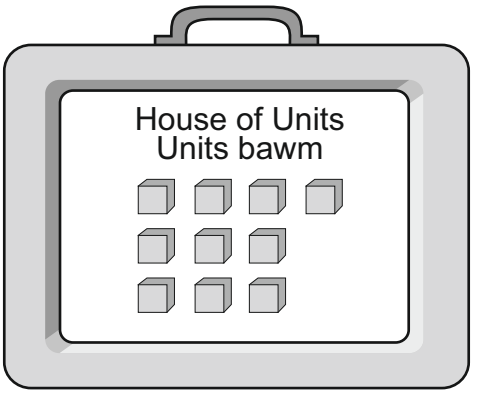

Join the Units to make a rod of Ten.

Unit zawng zawng te hi rod sawm siam turin zawm khawm rawh.

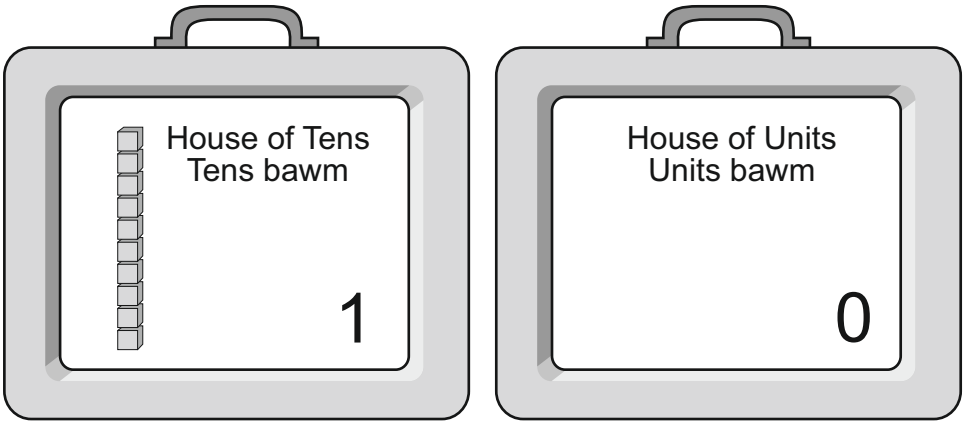

Ten Units = One Ten

Tens Pakhat = Tens Khat

Sawm bi = Sawm 1 =

Tens	Units
1	0

= 10

Making Ten with a chain of beads

Thifang zawm khawm in sawm kan siam ang

Nine loose beads on the slate.

Slate ah hian thifang pakua(9) a hrang teuhin an awma

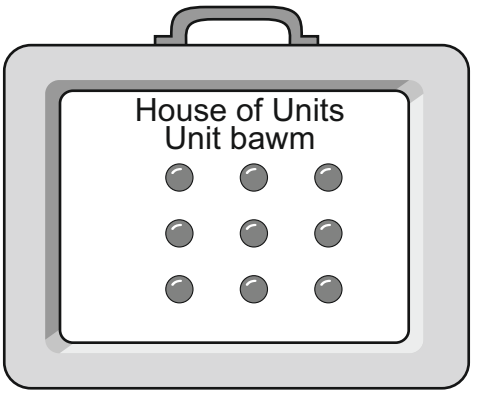

Add one more bead. Now there are Ten loose beads on the slate.

Thifang Pakhat(1) belh la. Tunah chuan slate ah hian thifang sawm(10) a lo awm ta a ni.

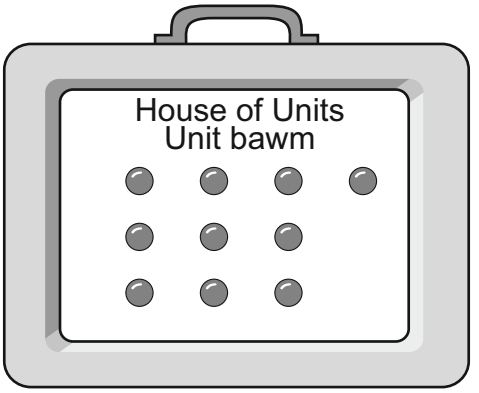

Make a chain of Ten beads. This is a “Ten”. Keep it in the house of Tens.

Thifang zawng zawng hi I zawm ang a, chuti chuan sawm a lo ni ang, house of tens ah hian i dah ang.

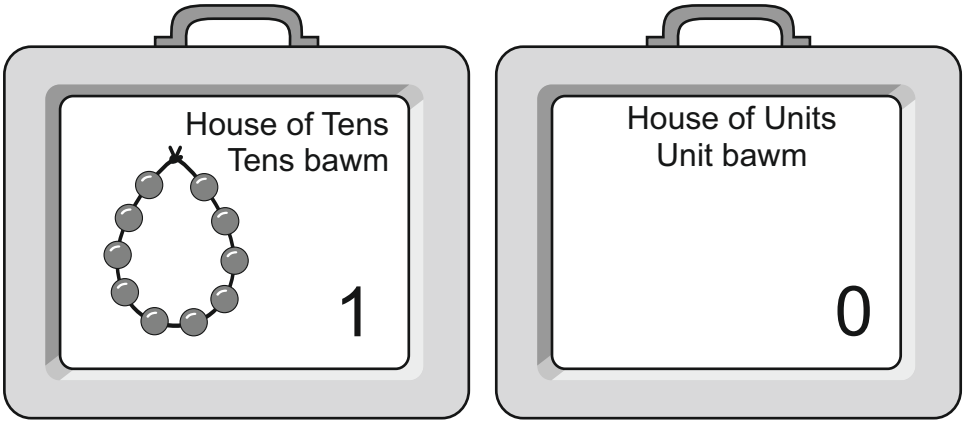

Ten Units = One Ten

Tens Pakhat = Tens Khat

Sawm bi = Sawm ☐ = | Tens | Units | = ☐

Ten Units = One Ten

Unit a sawm chuan ten khat a tluk

Nine one-rupee coins on the slate

Slate ah hian cheng khat (1) thir nawi hlir pakua a awm.

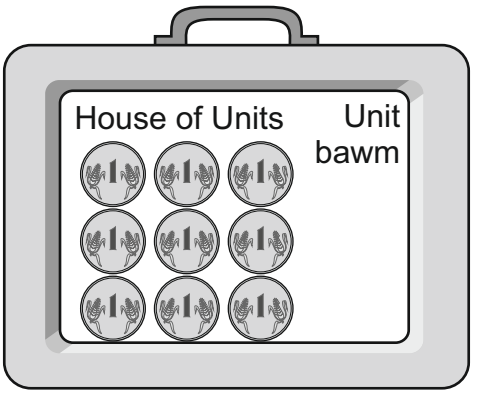

Add one more Unit.
Now there are Ten Units on the slate.

Cheng khat(1) thir belh la, tunah chuan slate ah hian cheng khat (1) thir sawm(10) a lo awm tawh ang

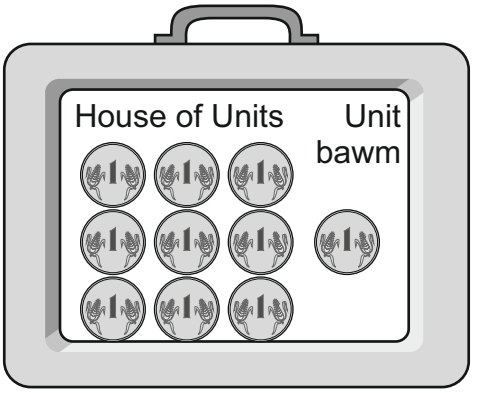

Exchange them to get a note of Ten.

Cheng sawm(10) note nei turin thlak thleng rawh



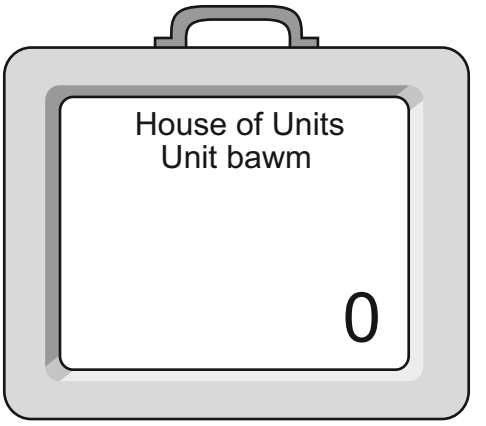

Ten Units = One Ten

Tens Pakhat = Tens Khat

Ten Units = 1 Ten = | Tens | Units |
| --- | --- |
| 1 | 0 |

= 10

Twenty units are there in the House of units.

Number mal awmna ah hian thil mal sawmhnih (20) a awm a

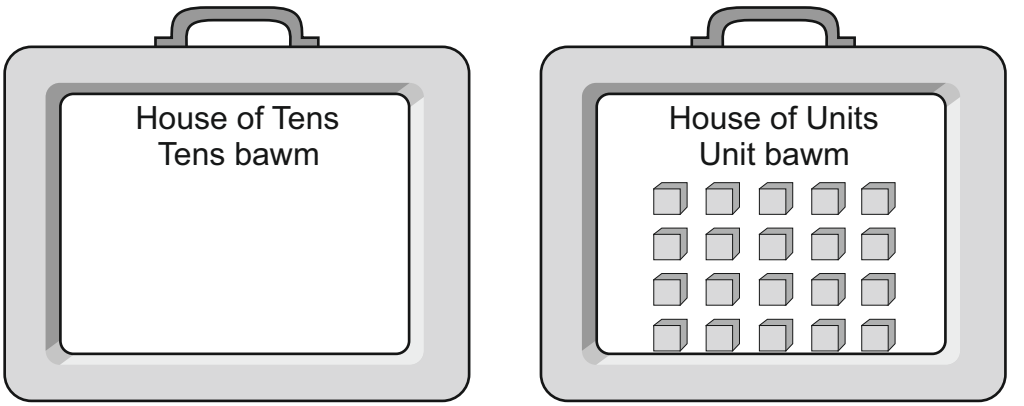

Join the units to make two rods of Ten. Keep the two rods in their house.

Unit mal tin te hi rod pahnih (2) siamthei turin zawm khawm la,
chumi rod pahnih(2) te chu an awmna in ah dah rawh.

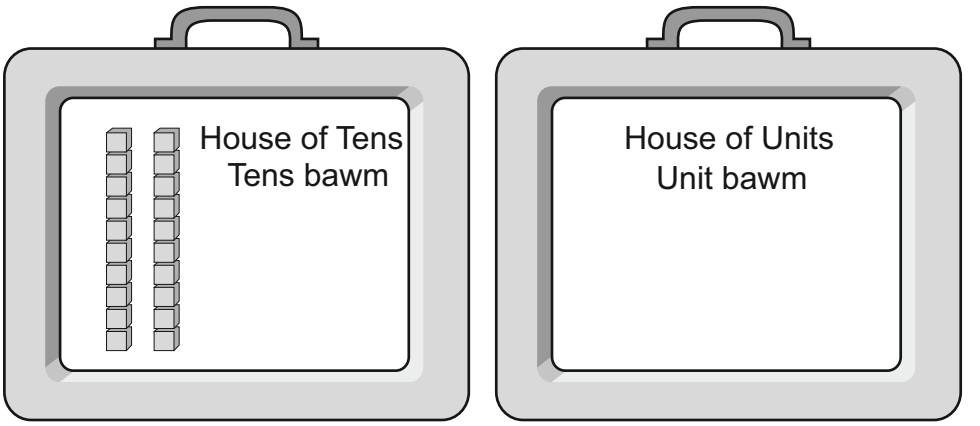

Twenty Units = Unit Sawmhnih [2] Tens = | Tens | Units | | 2 | 0 | = [2 0]

Forty Units = Unit Sawmli [ ] Tens = | Tens | Units | | | | = [ ]

Seventy Units = Unit Sawmsarih [ ] Tens = | Tens | Units | | | | = [ ]

How many? Write in numerals.

Engzat nge an nih? A nambar in ziak rawh.

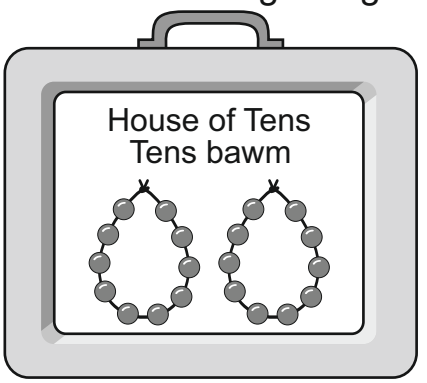

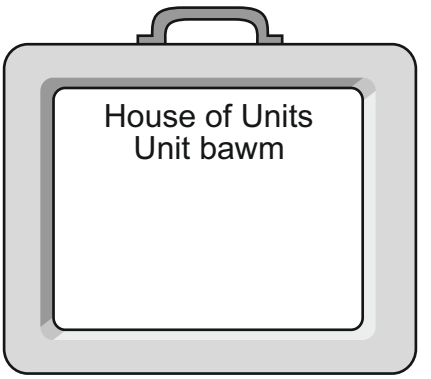

Tens	Units

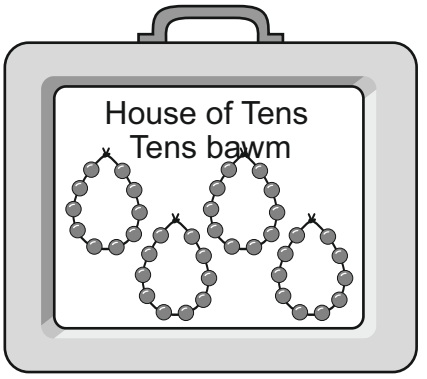

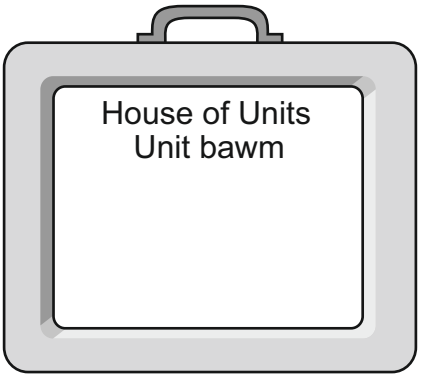

Tens	Units

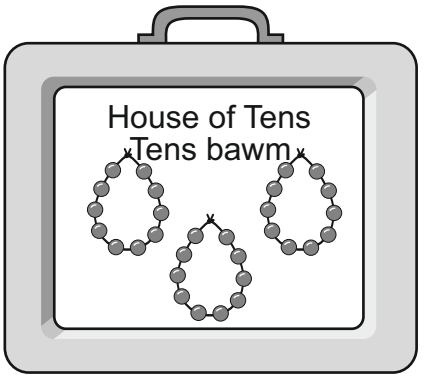

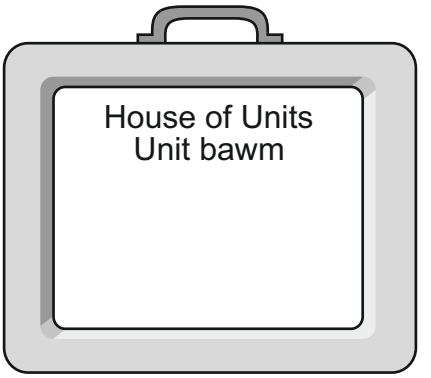

Tens	Units

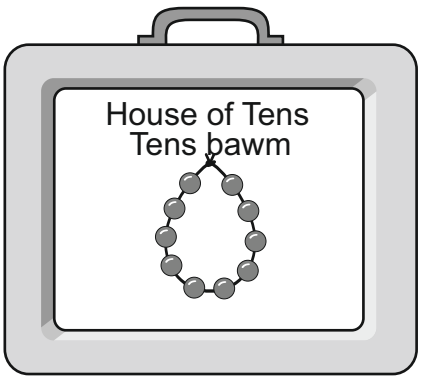

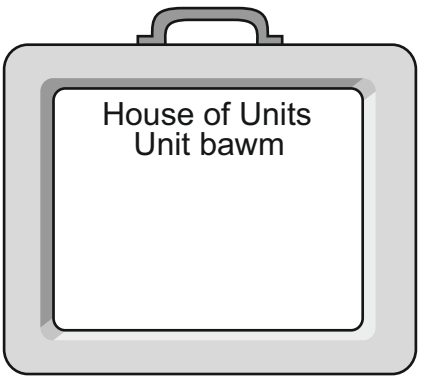

Tens	Units

How many rods of ten? How many units? What is the number?

Tens(Sawmbi) ah hian rods engzat nge awm? Pa (units) hi engzat nge ni. An nambar zat engnge ni ang?

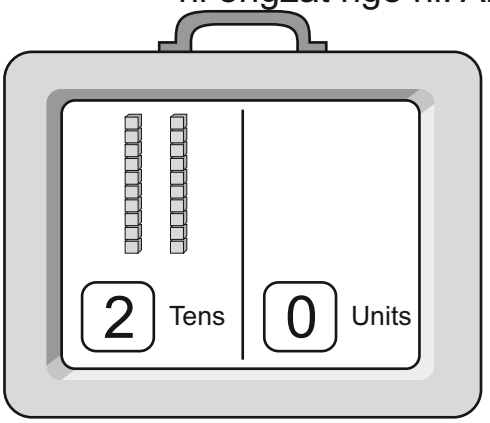

Tens	Units
2	0

= Twenty

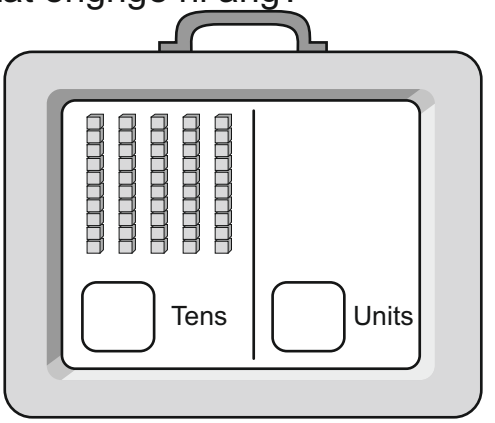

Tens	Units

= _____

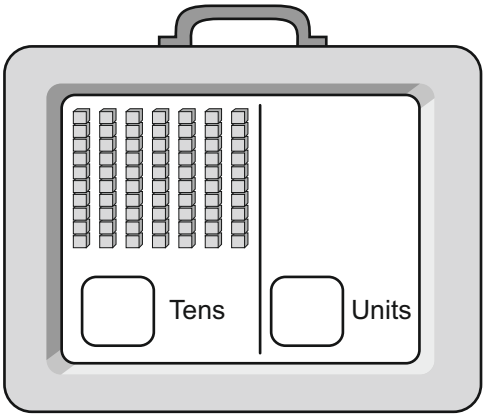

Tens	Units

= _____

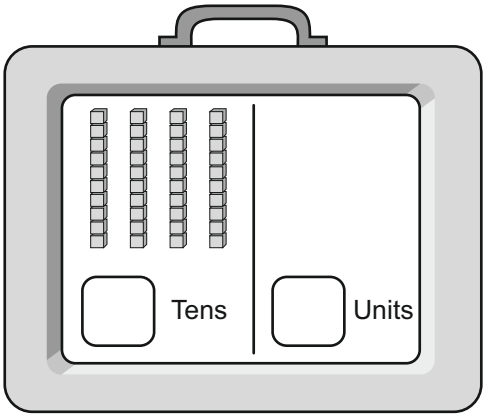

Tens	Units

= _____

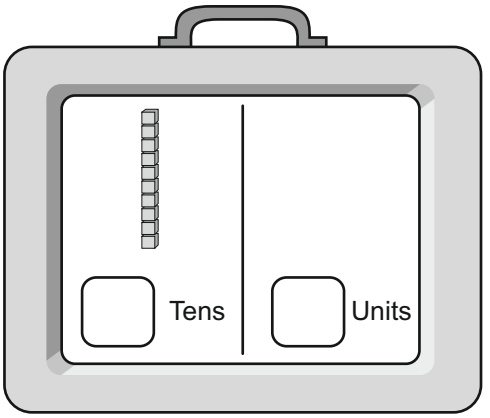

Tens	Units

= _____

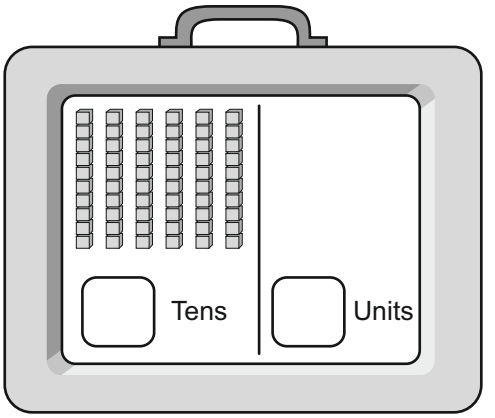

Tens	Units

= _____

How many rupees? Write in numerals.

Pawisa te hi engzat nge an nih? A nambar in ziak rawh.

Tens	Units

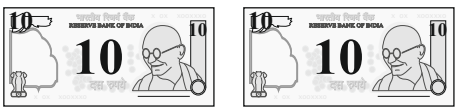

Tens	Units

Tens	Units

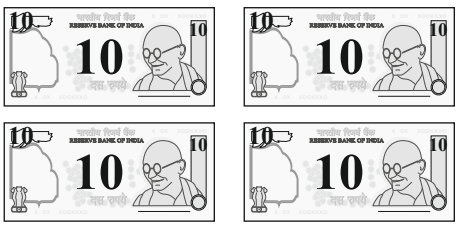

Tens	Units

Tens	Units

How many rupees? Write in numerals.

Pawisa hi engzat nge an nih? A nambar in ziak rawh.



Tens	Units



Tens	Units



Tens	Units



Tens	Units

How many rods of ten? How many units? Write the number.

Tens(Sawm bi) ah hian rods engzat nge awm? Pa (units) hi engzat nge? An nambar engzat nge ni ang ziak rawh.

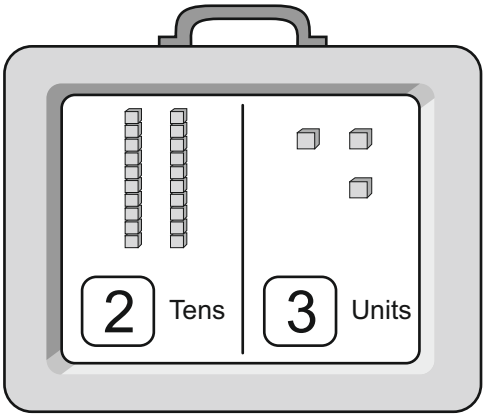

Tens	Units
2	3

= 23

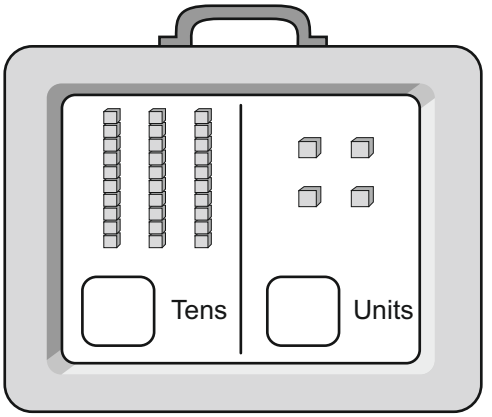

Tens	Units

=

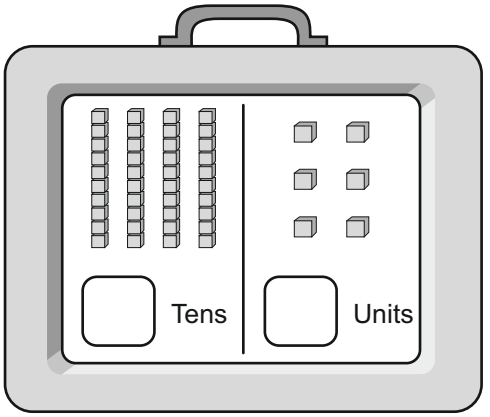

Tens	Units

=

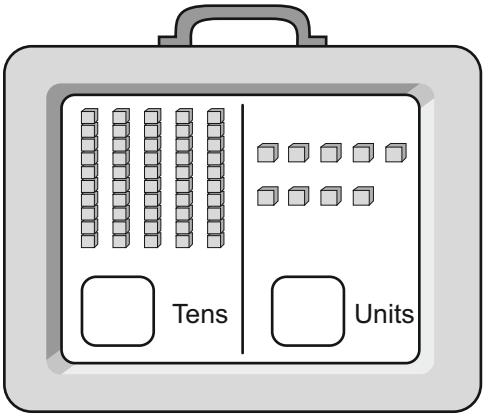

Tens	Units

=

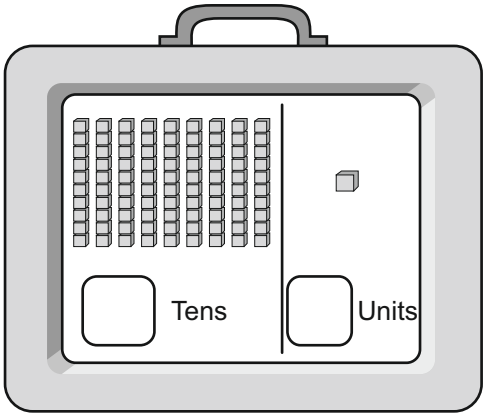

Tens	Units

=

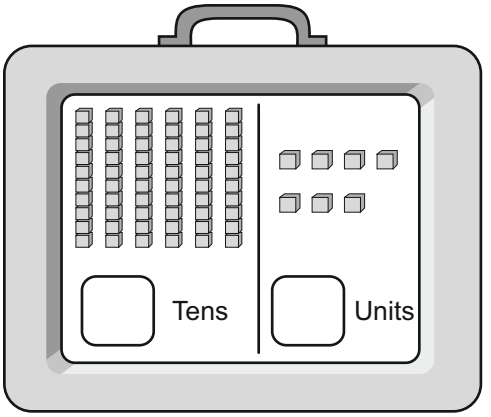

Tens	Units

=

How many rods of ten? How many units? Write the number.

Tens(Sawm bi) ah hian rods engzat nge awm? Pa (units) hi engzat nge?
An nambar engzat nge ni ang ziak rawh.

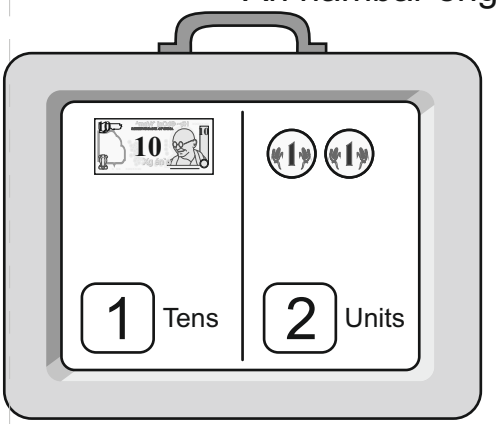

Tens	Units		
1	2	=	23

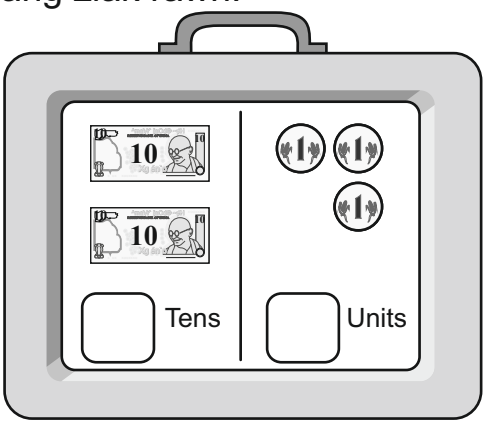

Tens	Units		
		=	

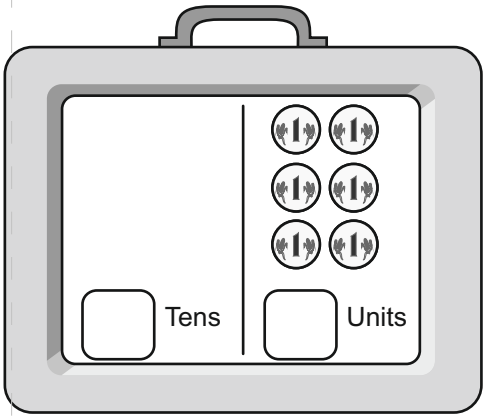

Tens	Units		
		=	

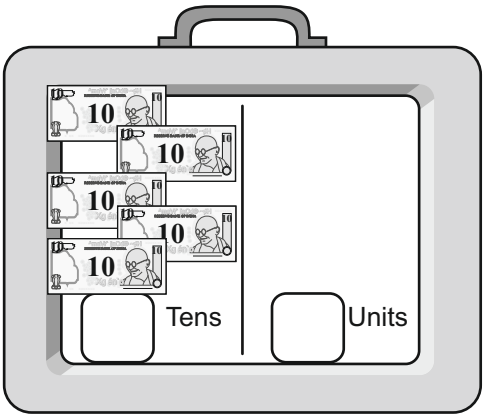

Tens	Units		
		=	

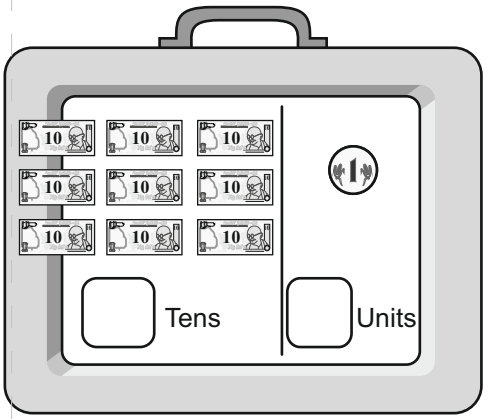

Tens	Units		
		=	

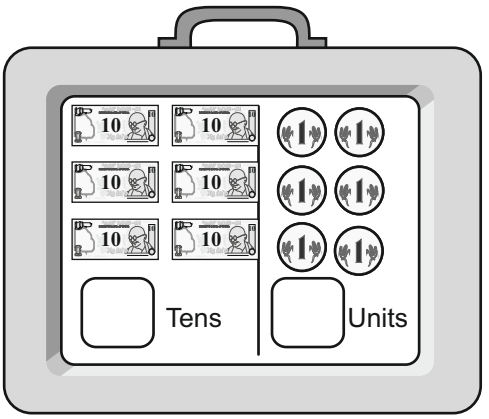

Tens	Units		
		=	

Match the pairs.

Dinglam ami leh vei lam amite hi a in mil zawng la, thai zawm rawh.

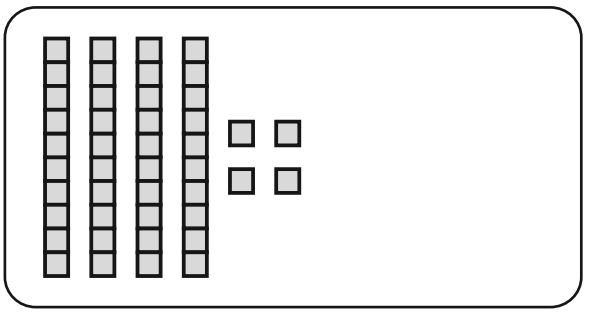

T	U
7	0

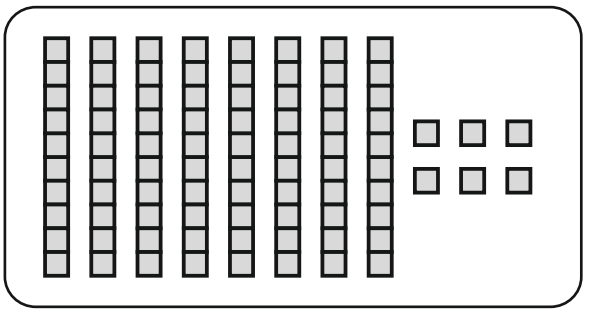

T	U
4	4

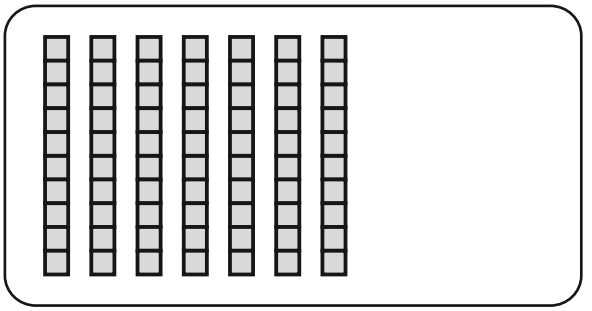

T	U
8	6

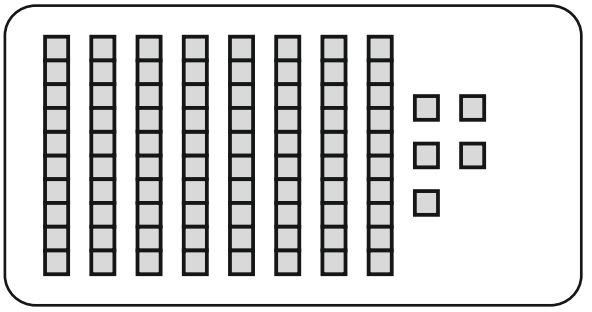

T	U
5	3

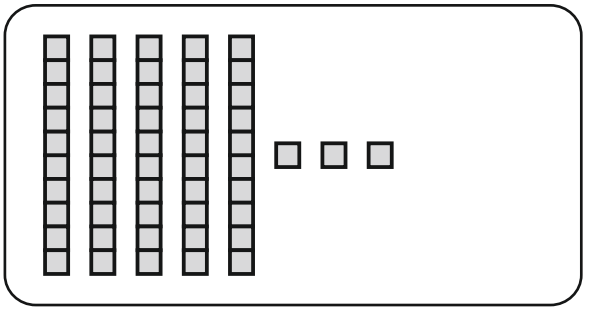

T	U
8	5

Write the numbers.

Engzat nge an nih a nambar in ziak rawh.



40

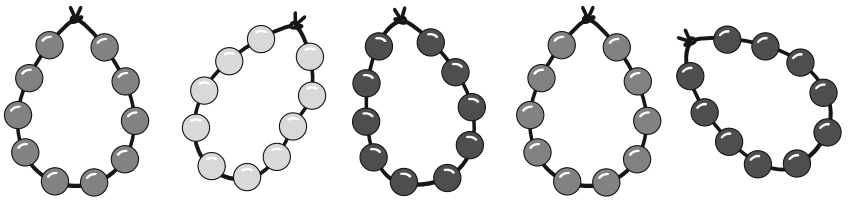

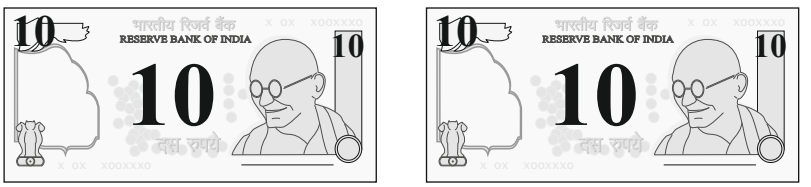



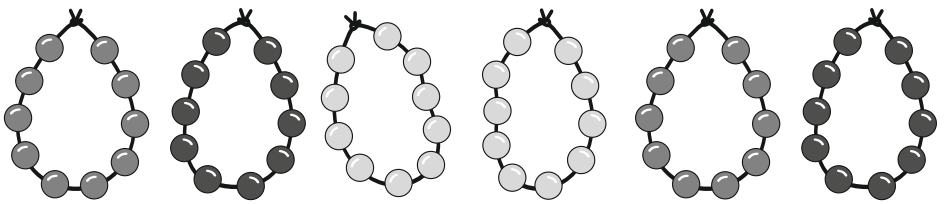



Draw the rods and cubes.

A hnuaia nambar zat te khu rods leh cubes hmangin siam rawh

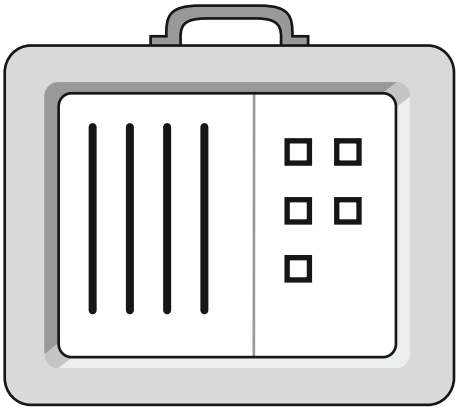

45

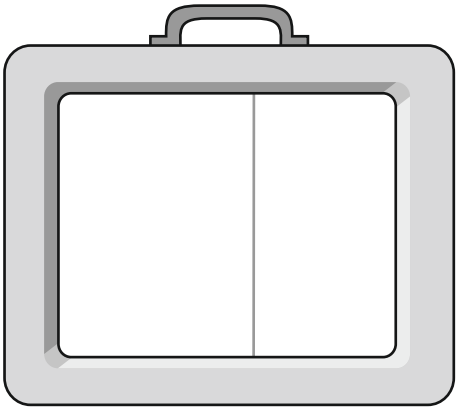

84

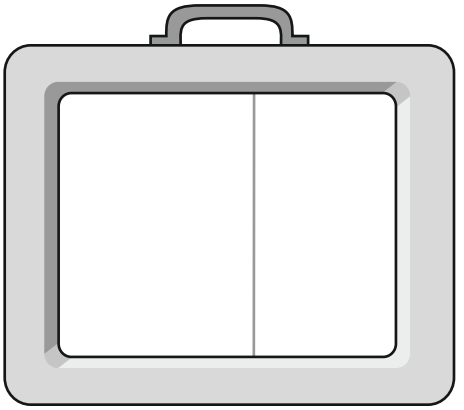

7

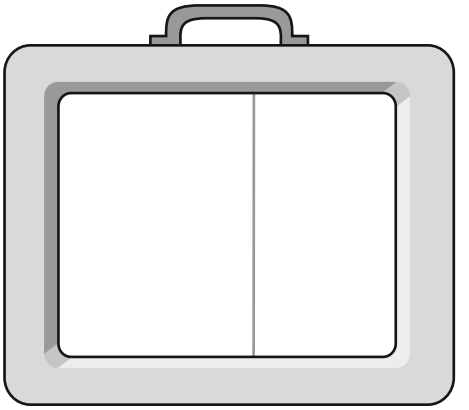

89

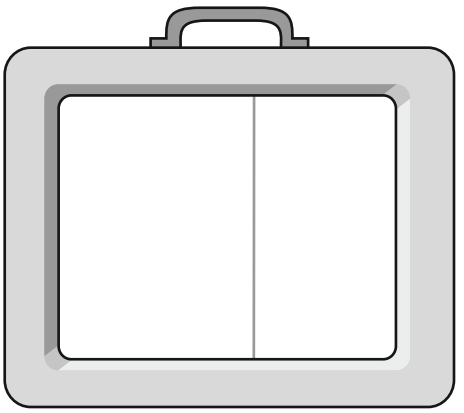

30

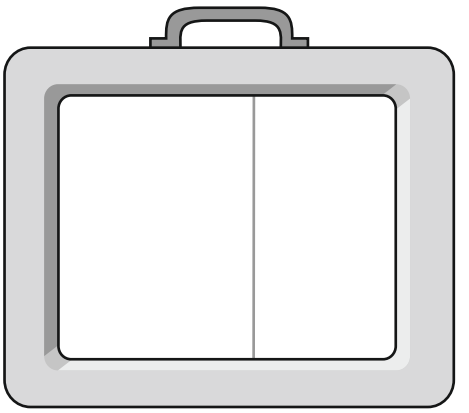

55

Draw the rods and cubes.

A hnuaia nambar zat te khu rods leh cubes hmangin siam rawh

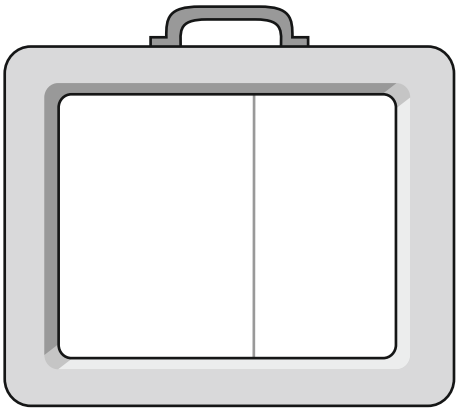

36

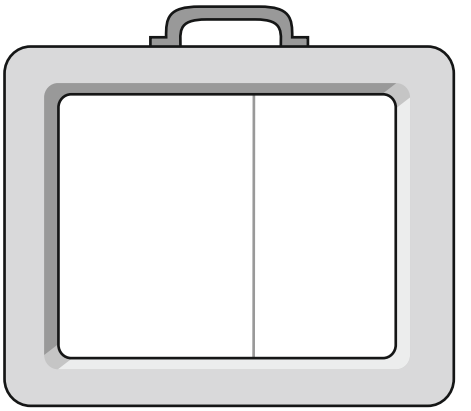

63

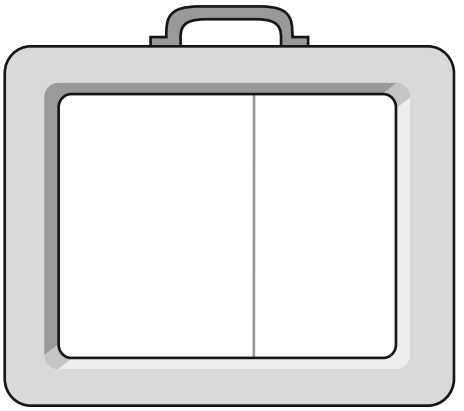

5

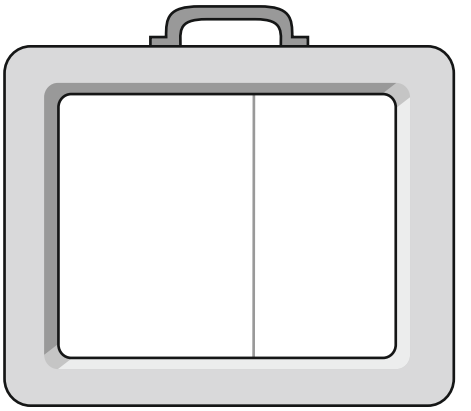

70

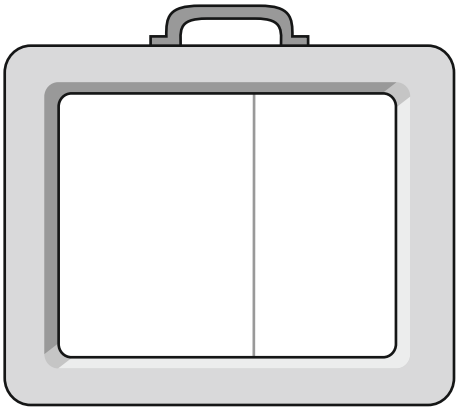

99

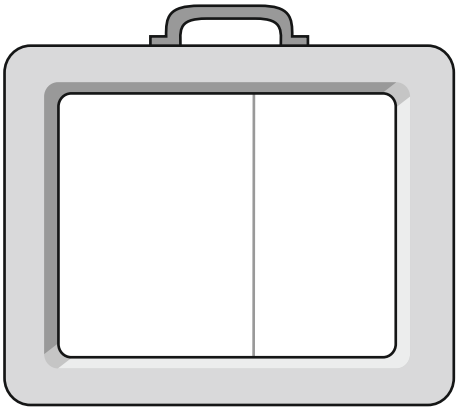

74

4	Rods	5	Cubes =	Tens	Units	6	Rods	3	Cubes =	Tens	Units
				4	5						
3	Rods	7	Cubes =	Tens	Units	6	Rods	9	Cubes =	Tens	Units
9	Rods	0	Cubes =	Tens	Units	0	Rods	5	Cubes =	Tens	Units
	Rods		Cubes =	Tens	Units		Rods		Cubes =	Tens	Units
				7	7					9	8
	Rods		Cubes =	Tens	Units		Rods		Cubes =	Tens	Units
				1	5					6	6
	Rods	0	Cubes =	Tens	Units		Rods	8	Cubes =	Tens	Units
				2						3	
8	Rods		Cubes =	Tens	Units	4	Rods		Cubes =	Tens	Units
					5						6

23 = 2 Rods and 3 Cubes	53 = ☐ Rods and ☐ Cubes
40 = ☐ Rods and ☐ Cubes	32 = ☐ Rods and ☐ Cubes
64 = ☐ Rods and ☐ Cubes	75 = ☐ Rods and ☐ Cubes
88 = ☐ Rods and ☐ Cubes	94 = ☐ Rods and ☐ Cubes
39 = ☐ Rods and ☐ Cubes	99 = ☐ Rods and ☐ Cubes
22 = ☐ Rods and ☐ Cubes	50 = ☐ Rods and ☐ Cubes
67 = ☐ Rods and ☐ Cubes	61 = ☐ Rods and ☐ Cubes
76 = ☐ Rods and ☐ Cubes	9 = ☐ Rods and ☐ Cubes
70 = ☐ Rods and ☐ Cubes	84 = ☐ Rods and ☐ Cubes
63 = ☐ Rods and ☐ Cubes	0 = ☐ Rods and ☐ Cubes

Draw circles around the cubes to make as many tens as possible. Write the number.

A hnuaia cubes te khu sawm bi zelin a tam thei ang ber siam in thaibial la, a nambar in ziak rawh.

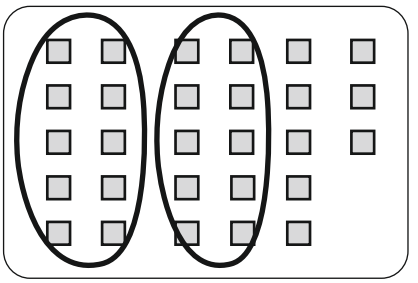

2 Tens 8 Units

Therefore,

Tens	Units
2	8



Tens Units

Therefore,

Tens	Units

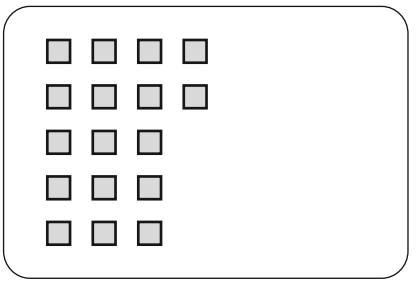

Tens Units

Therefore,

Tens	Units

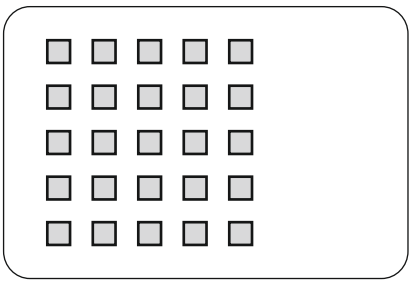

Tens Units

Therefore,

Tens	Units



Tens Units

Therefore,

Tens	Units

Make as many groups of ten as possible and then write the number.

A hnuaia milem te hi a tam thei ang berin sawm zelah then hrang la, an nambar zat ziak rawh.



T	U



T	U



T	U



T	U



T	U

Match the pairs.

A milpui thai zawm rawh.

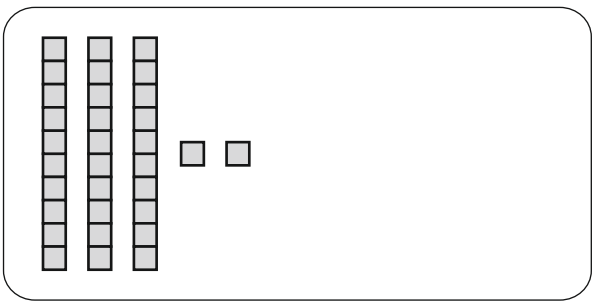

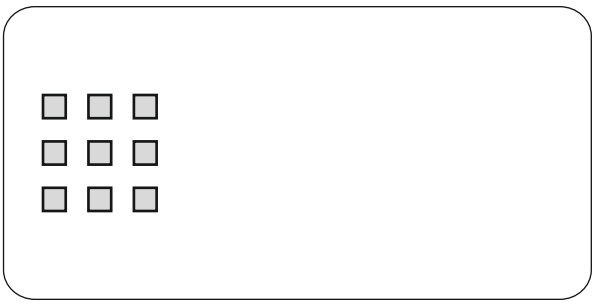

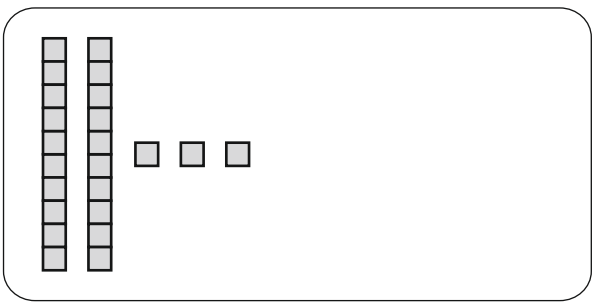

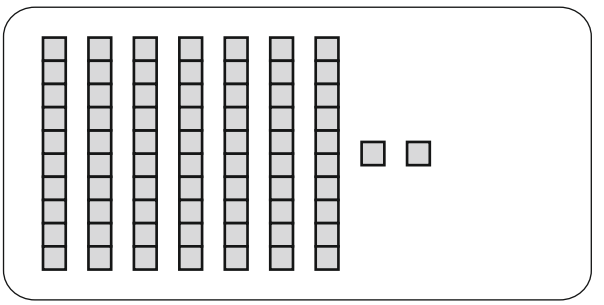

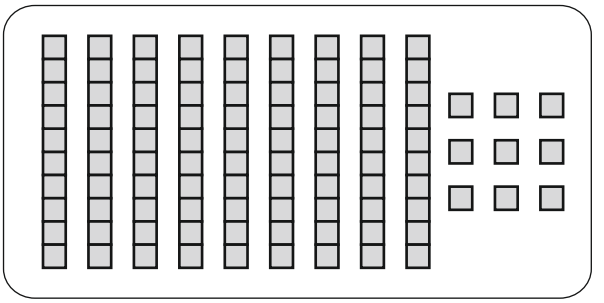

T	U
7	2

T	U
2	3

T	U
3	2

T	U
9	9

T	U
	9

Match the pairs.

A milpui thai zawm rawh.

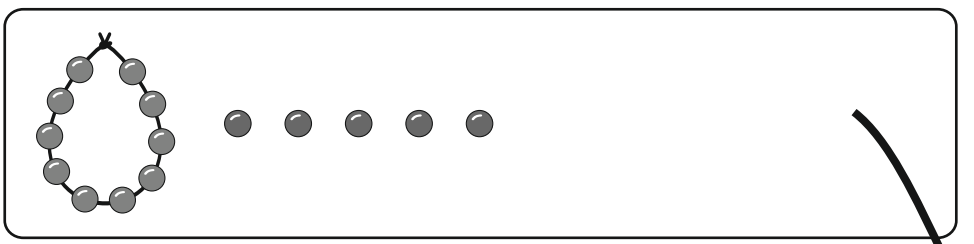

T	U
2	4

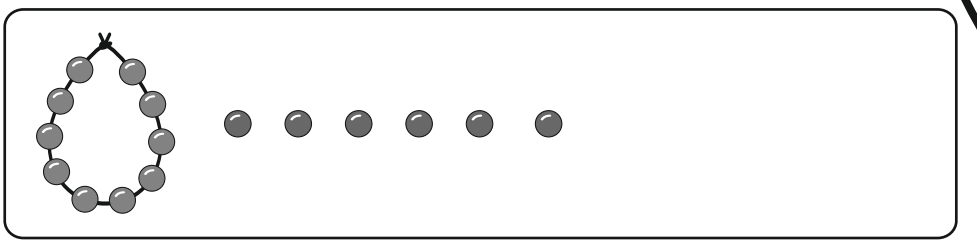

T	U
1	5



T	U
1	6

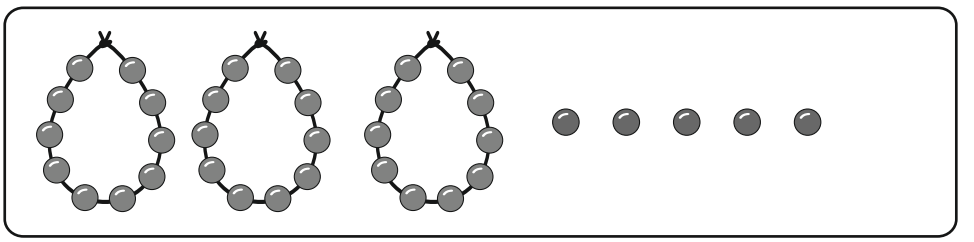

T	U
5	3

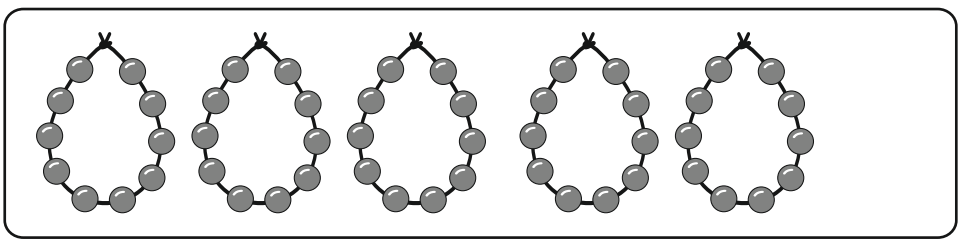

T	U
3	5

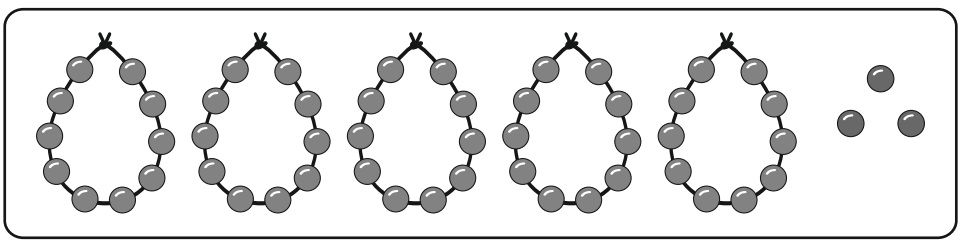

T	U
5	0

How many? Write the number.

Engzat nge an nih , a nambar in ziak rawh.

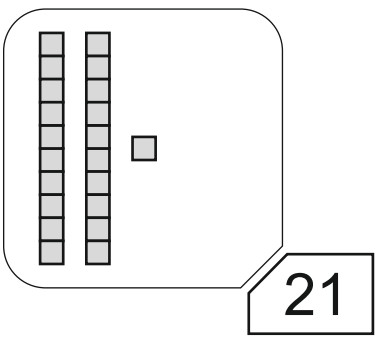

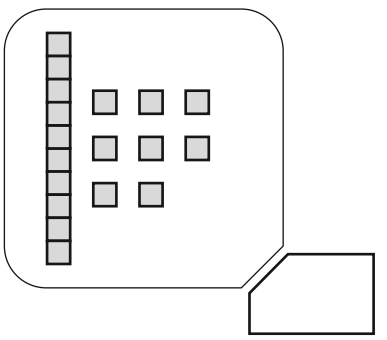

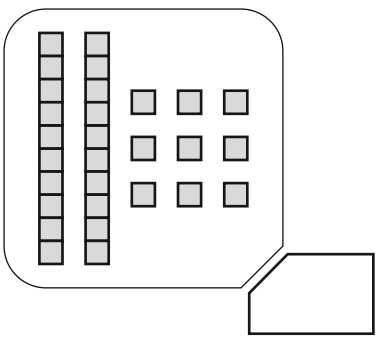

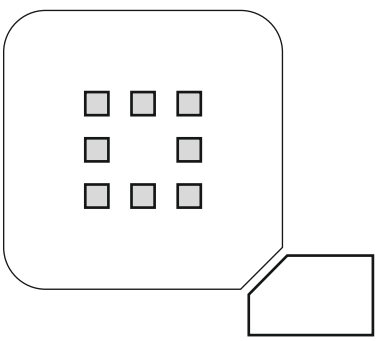

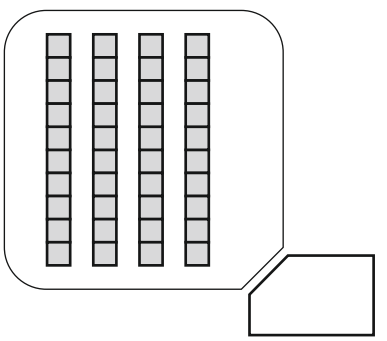

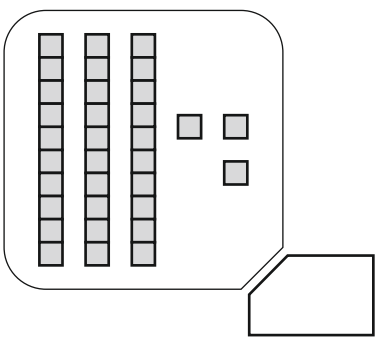

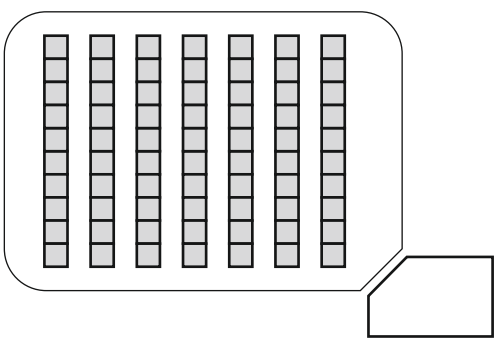

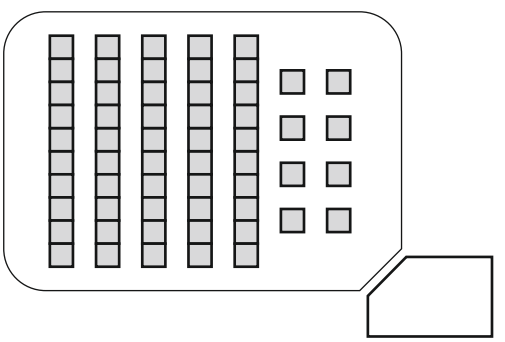

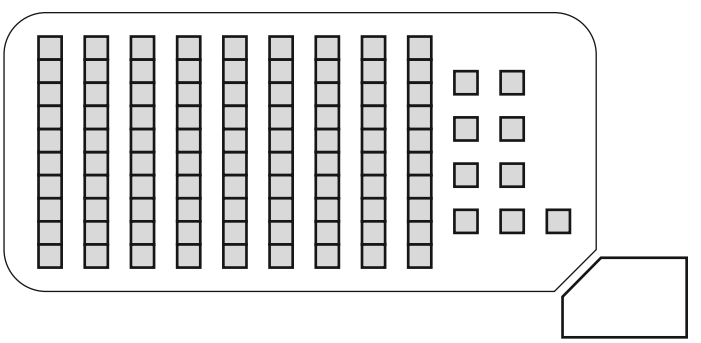

How many? Write the number.

Engzat nge an nih , a nambar in ziak rawh.

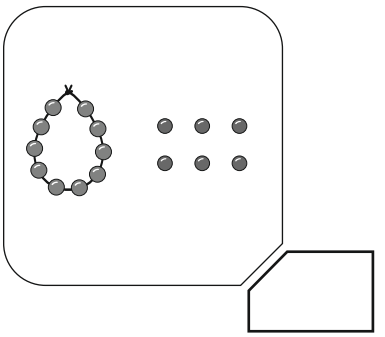

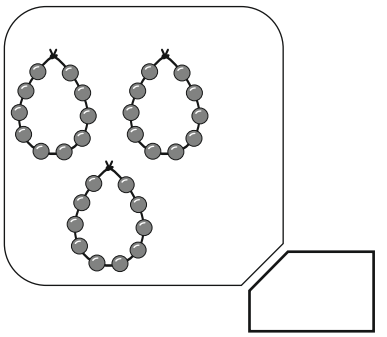

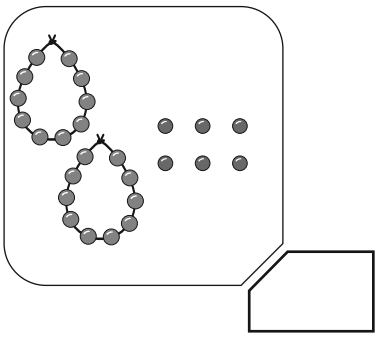

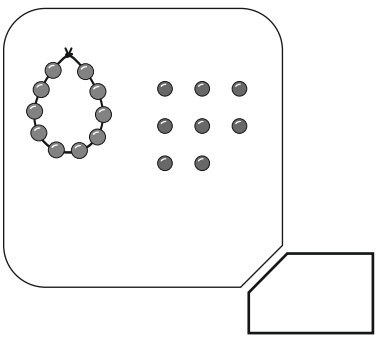

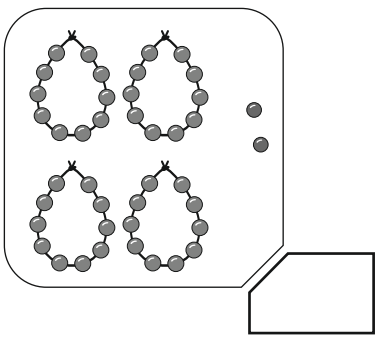

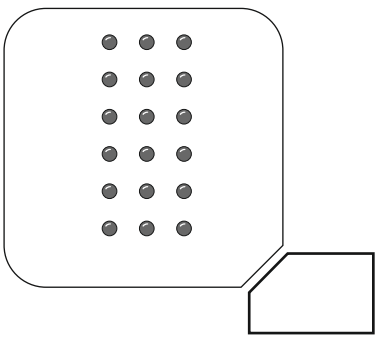

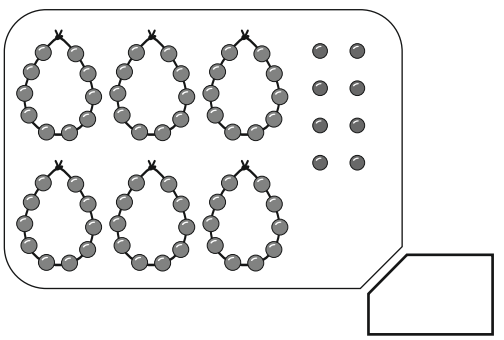

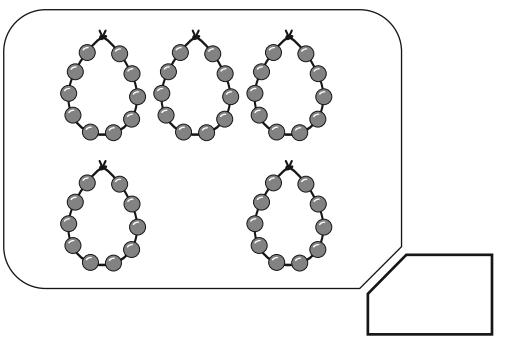

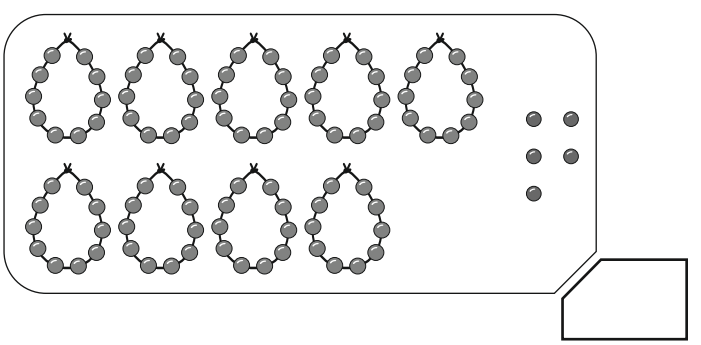

How many? Write the number.

Engzat nge an nih , a nambar in ziak rawh.

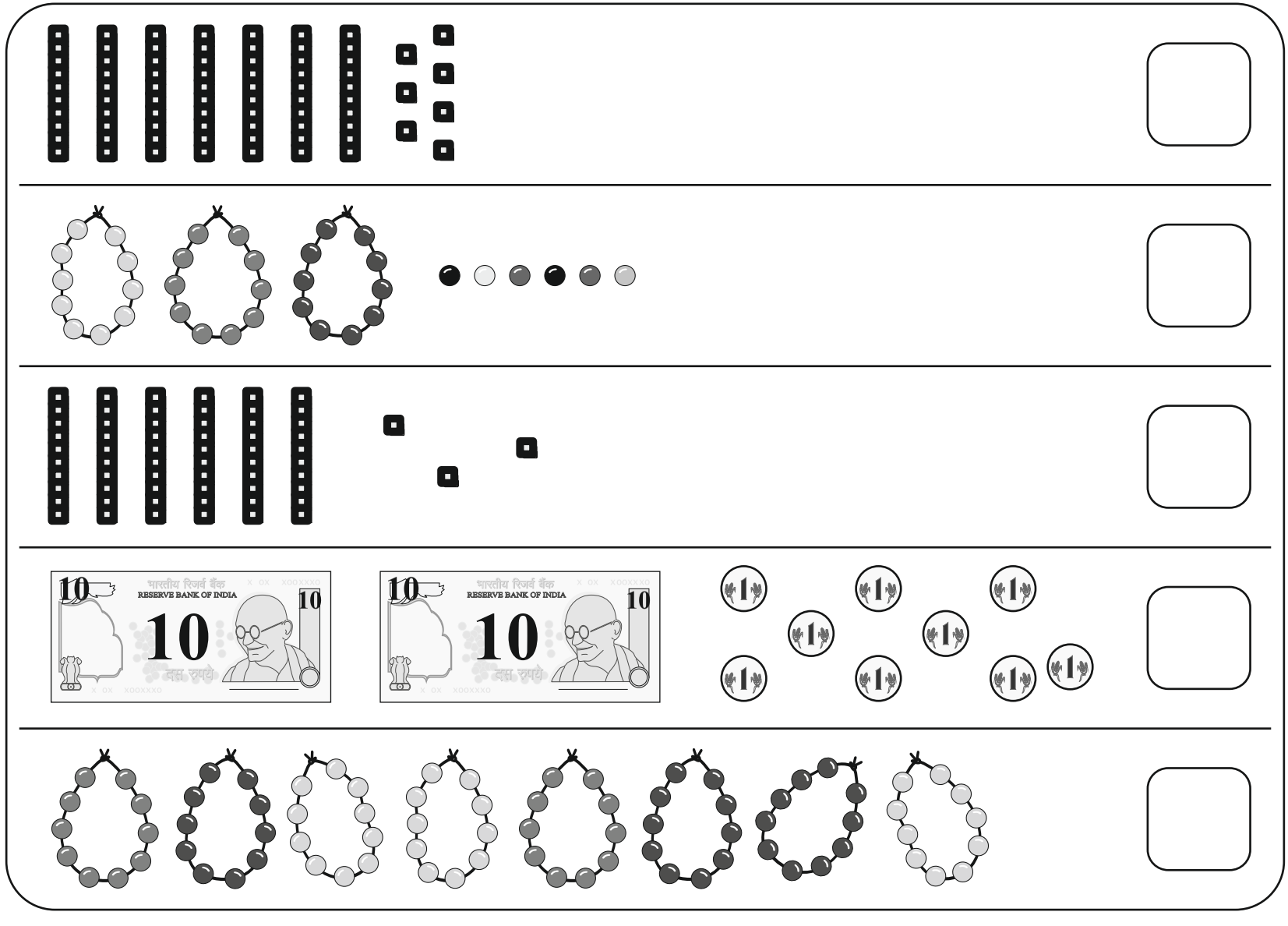

Write the numbers in sequence.

Nambar te hi a indawt danin ziah zawm rawh.

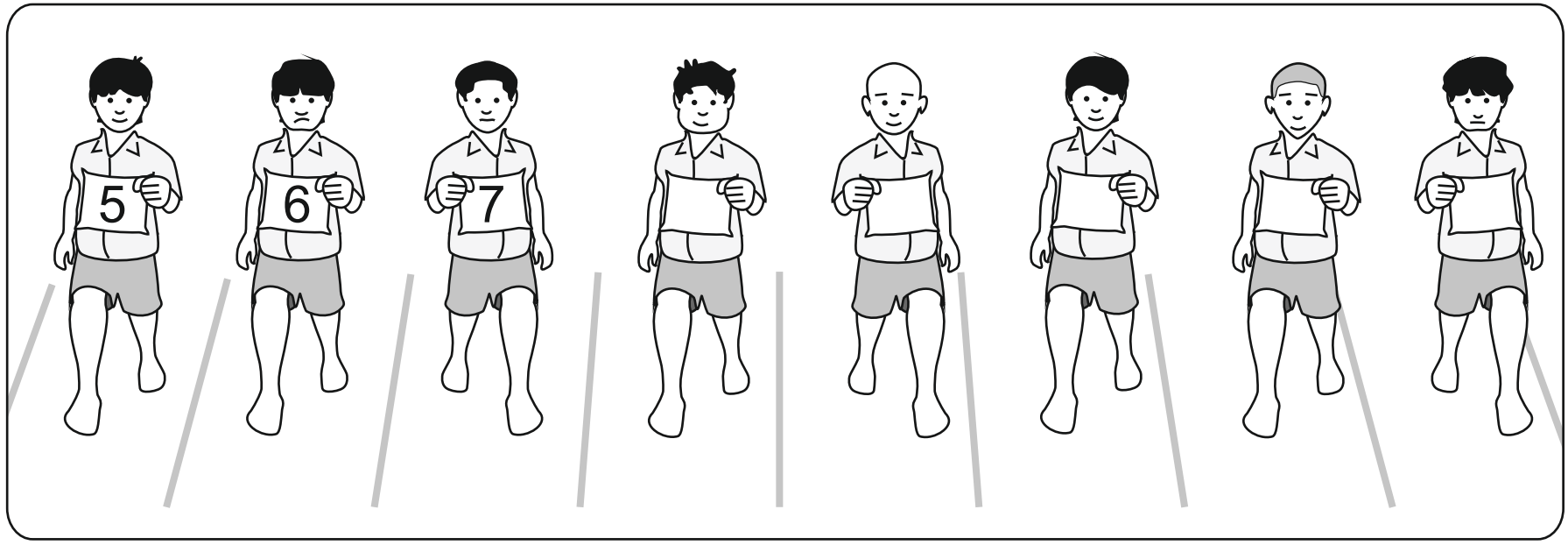



Write the numbers in sequence.

Nambar te hi a indawt danin ziah zawm rawh.

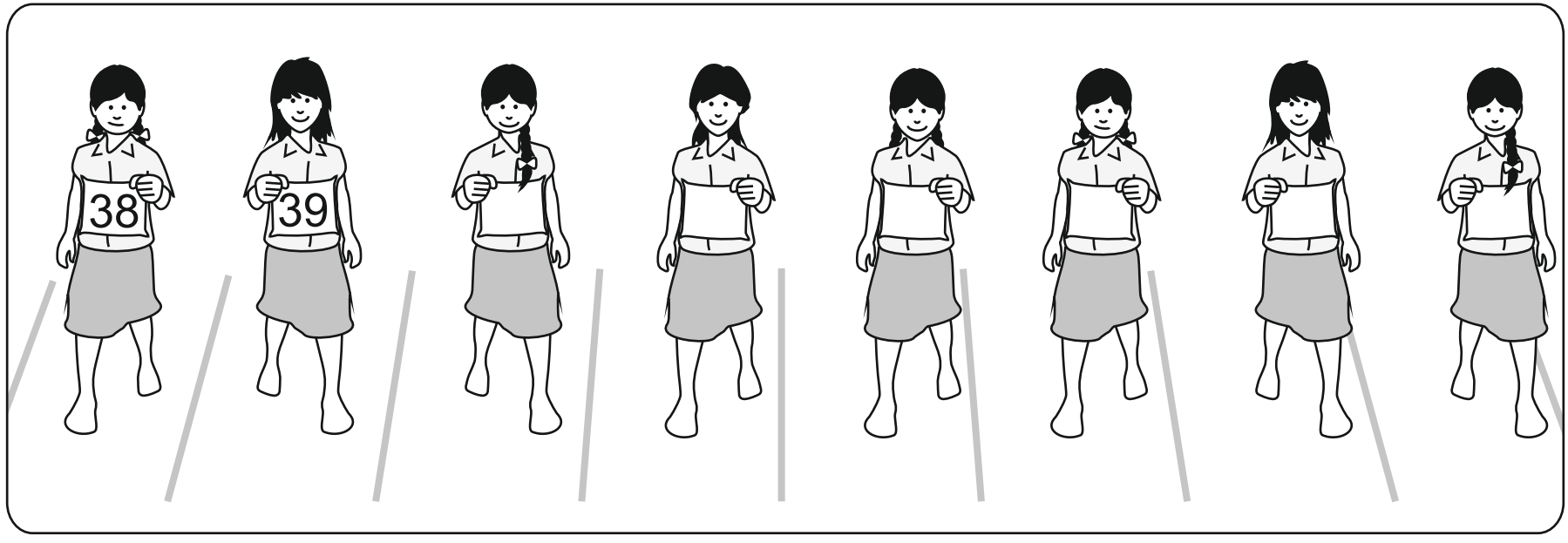

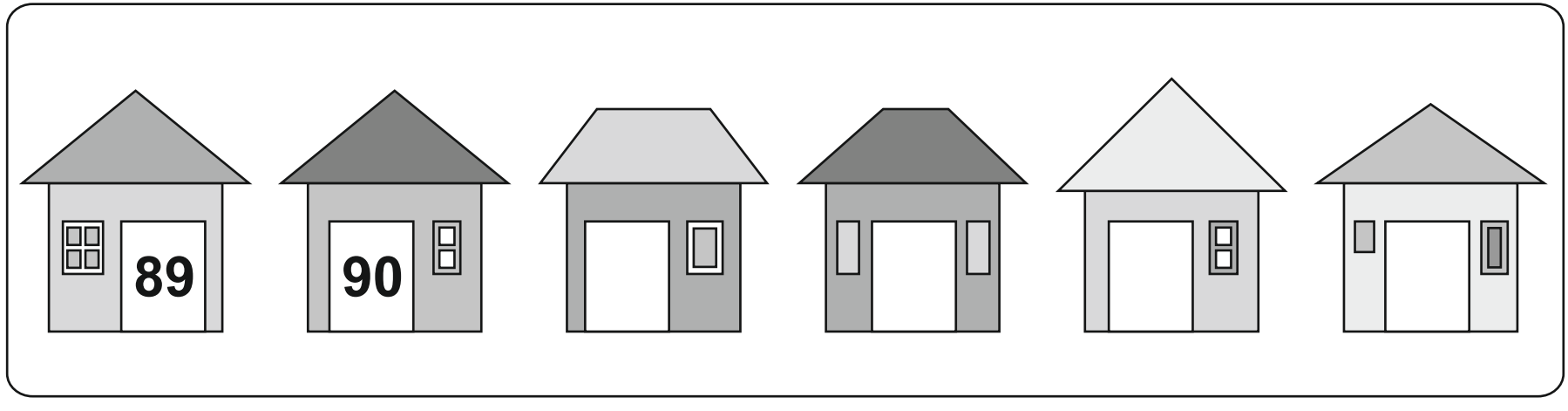

Write the missing house numbers

In lema nambar awm lo te hi an nambar ziak rawh.

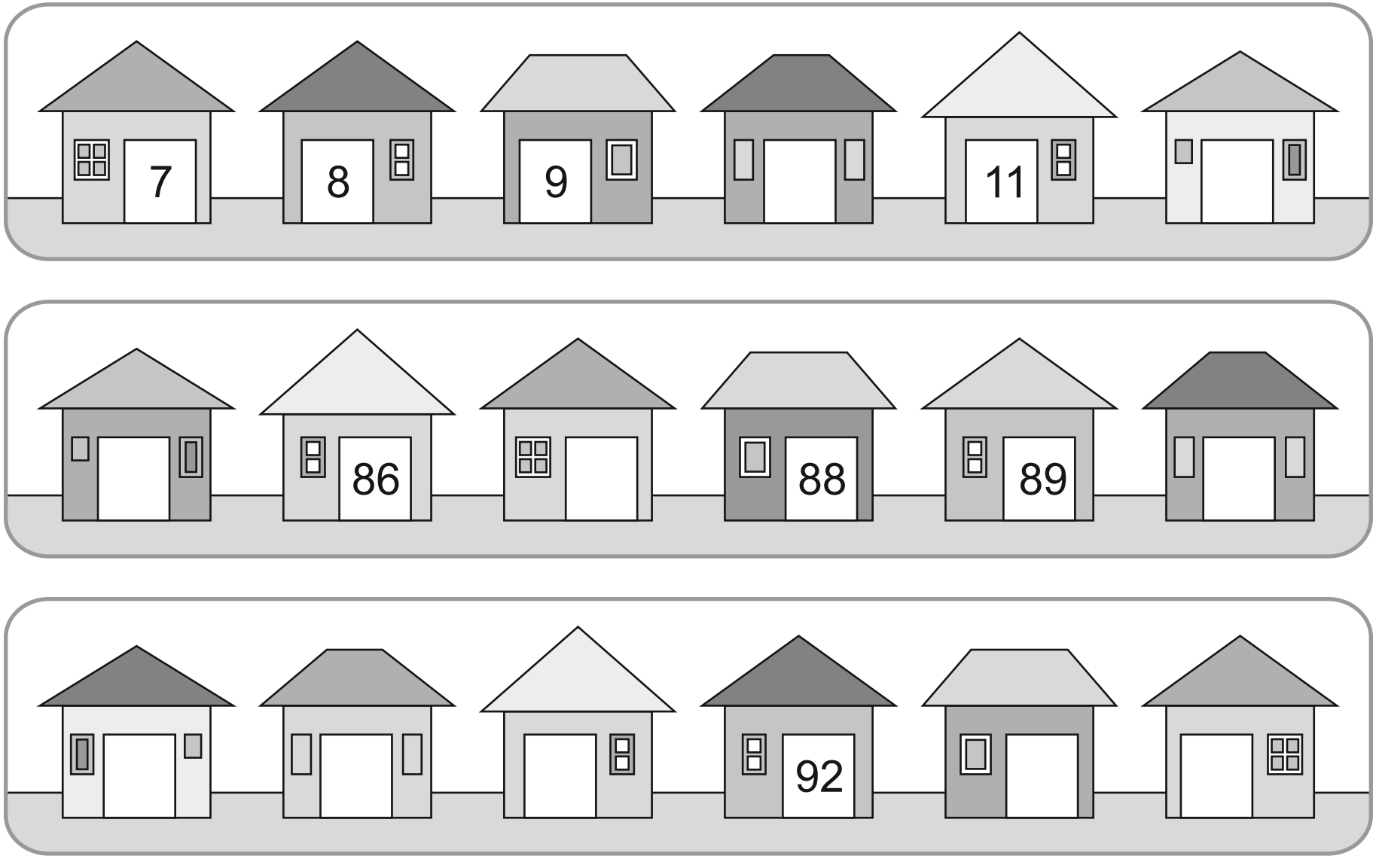

Draw rods and cubes for each number. Circle the smaller number.

Rods and cubes lem hmangin a hnuaia nambar ang
zat zel khu siam la, nambar te ber thai bial rawh.

45

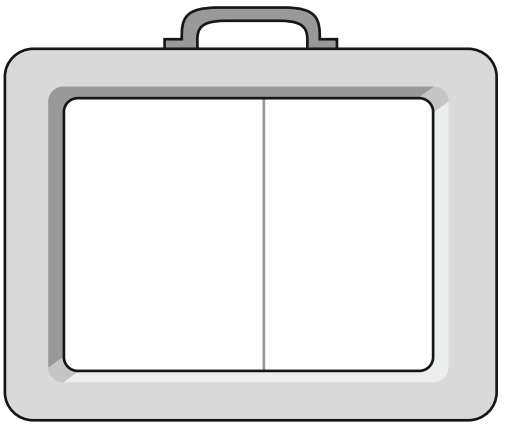

35

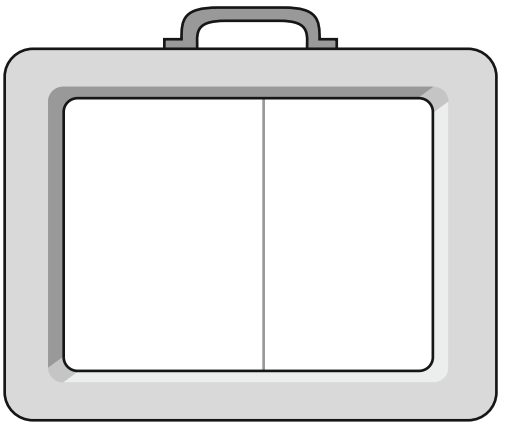

53

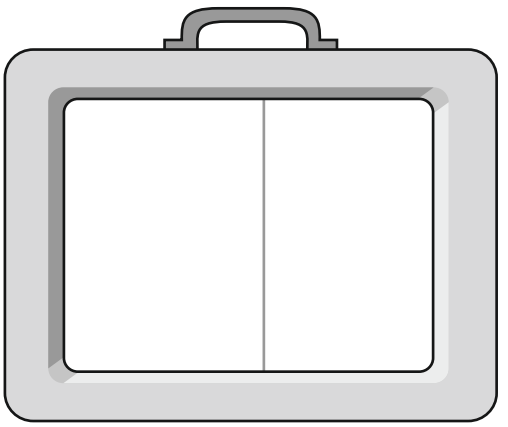

35

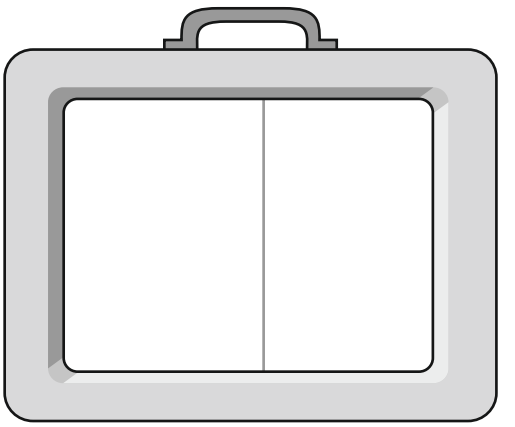

84

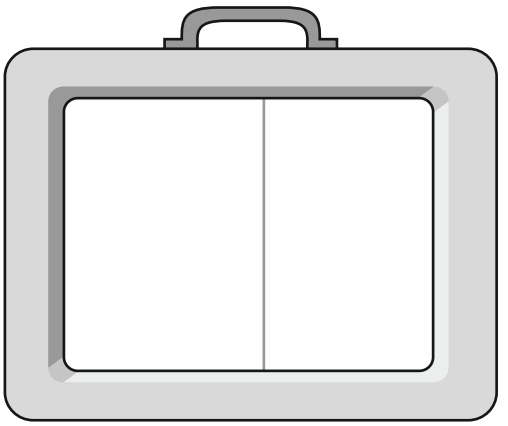

89

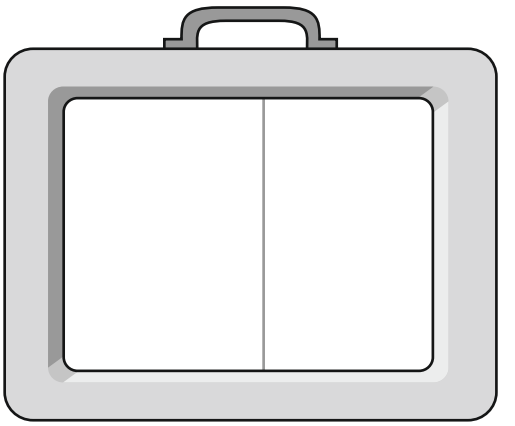

Draw rods and cubes for each number. Circle the bigger number.

Rods and cubes lem hmangin a hnuaia nambar ang
zat zel khu siam la, nambar lian ber thai bial rawh.

62

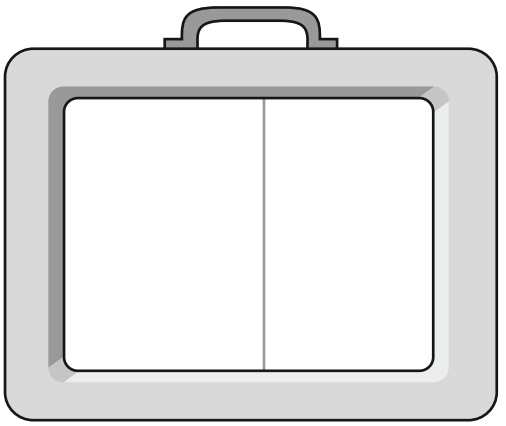

26

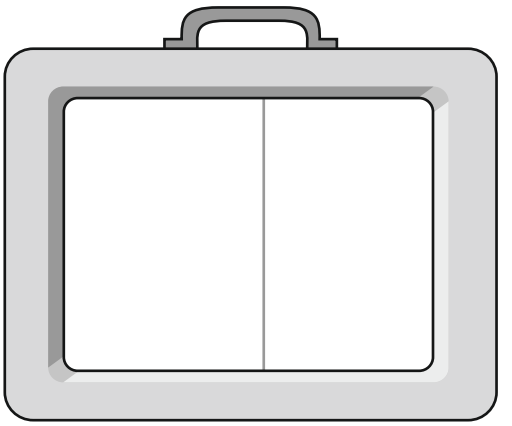

47

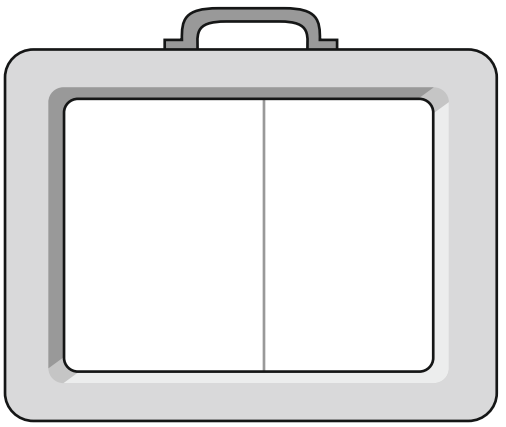

45

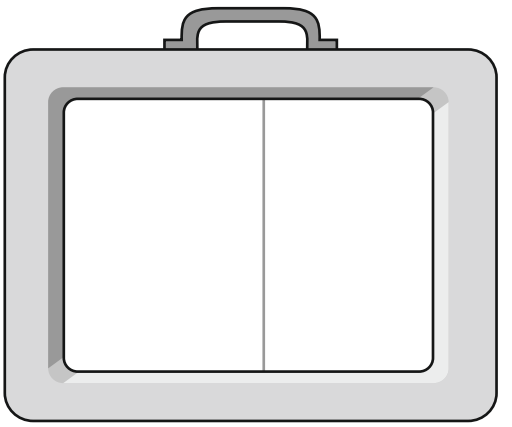

48

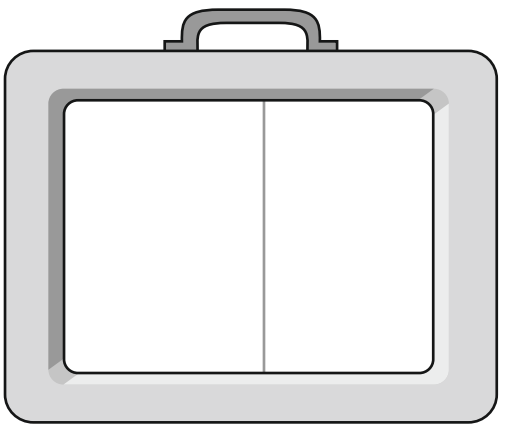

98

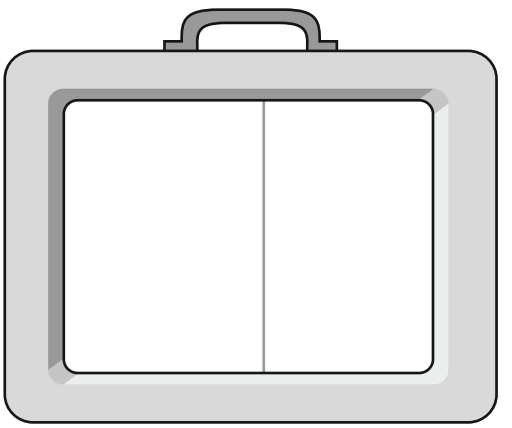

Colour red all the numbers which have 2 tens.
Colour green all numbers with 5 tens.
Colour blue all numbers with 8 tens.
Colour yellow all numbers with 0 tens.

Sawm bi(tens) hmuna nambar pahnih(2) nei te hi rawng senin chei rawh.
Sawm bi (tens) hmuna nambar panga(5) nei te hi rawng hringin chei rawh.
Sawm bi(tens) hmuna nambar pariat (8) neite hi rawng pawlin chei rawh.
Sawmbi (tens) hmuna nambar nei lo (0) te hi rawng eng in chei rawh.

1	11	21	31	41	51	61	71	81	91
2	12	22	32	42	52	62	72	82	92
3	13	23	33	43	53	63	73	83	93
4	14	24	34	44	54	64	74	84	94
5	15	25	35	45	55	65	75	85	95
6	16	26	36	46	56	66	76	86	96
7	17	27	37	47	57	67	77	87	97
8	18	28	38	48	58	68	78	88	98
9	19	29	39	49	59	69	79	89	99
10	20	30	40	50	60	70	80	90	100

Colour red all the numbers which have 2 units.
Colour green all numbers with 5 units.
Colour blue all numbers with 8 units.
Colour yellow all numbers with 0 units.

Units hmuna nambar pahnih(2) neite hi rawng senin chei rawh.
Units hmuna nambar panga(5) neite hi rawng hringin chei rawh.
Units hmuna nambar pariat(8) nei te hi rawng pawl in chei rawh.
Units hmuna nambar awm lo(0) te hi rawng engin chei rawh.

1	11	21	31	41	51	61	71	81	91
2	12	22	32	42	52	62	72	82	92
3	13	23	33	43	53	63	73	83	93
4	14	24	34	44	54	64	74	84	94
5	15	25	35	45	55	65	75	85	95
6	16	26	36	46	56	66	76	86	96
7	17	27	37	47	57	67	77	87	97
8	18	28	38	48	58	68	78	88	98
9	19	29	39	49	59	69	79	89	99
10	20	30	40	50	60	70	80	90	100

Colour red all numbers greater than 45.
Colour green all numbers less than 45.

Rawng sen in nambar 45 aia lian zawng chei la.
Rawng hringin nambar 45 aia tlem zawng chei rawh.

1	11	21	31	41	51	61	71	81	91
2	12	22	32	42	52	62	72	82	92
3	13	23	33	43	53	63	73	83	93
4	14	24	34	44	54	64	74	84	94
5	15	25	35	45	55	65	75	85	95
6	16	26	36	46	56	66	76	86	96
7	17	27	37	47	57	67	77	87	97
8	18	28	38	48	58	68	78	88	98
9	19	29	39	49	59	69	79	89	99
10	20	30	40	50	60	70	80	90	100

Colour red all numbers greater than 62.
Colour green all numbers less than 62.

Rawng sen in nambar 62 aia lian zawng chei rawh.
Rawng hringin nambar 62 aia te zawng chei rawh.

1	11	21	31	41	51	61	71	81	91
2	12	22	32	42	52	62	72	82	92
3	13	23	33	43	53	63	73	83	93
4	14	24	34	44	54	64	74	84	94
5	15	25	35	45	55	65	75	85	95
6	16	26	36	46	56	66	76	86	96
7	17	27	37	47	57	67	77	87	97
8	18	28	38	48	58	68	78	88	98
9	19	29	39	49	59	69	79	89	99
10	20	30	40	50	60	70	80	90	100

See the number. Draw the rods and cubes. Circle the smallest number.

A hnuaia nambar te hi en la, rods leh cubes lem hmangin an nambar zat teuh siam la.
Nambar te ber thaibial rawh.

26

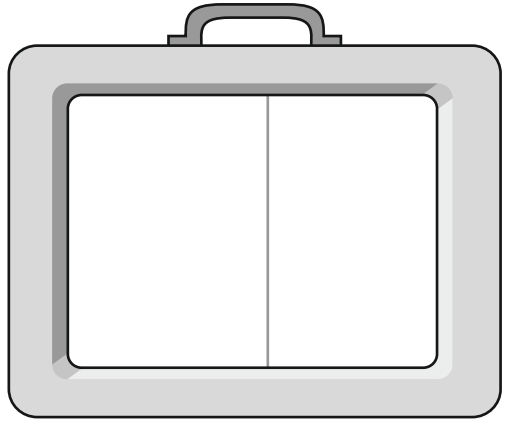

25

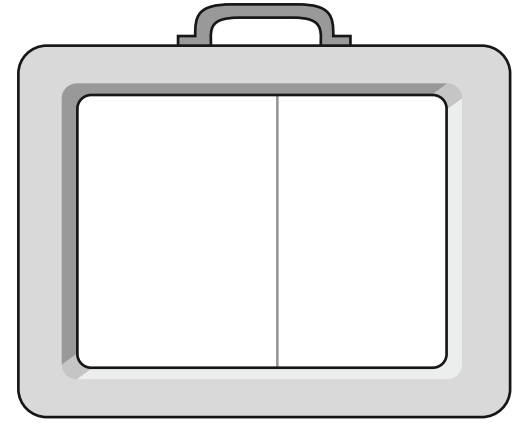

36

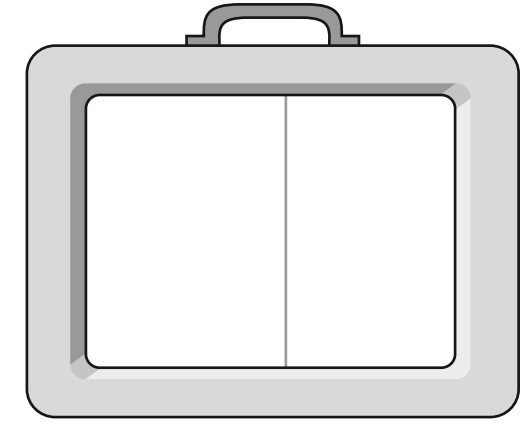

30

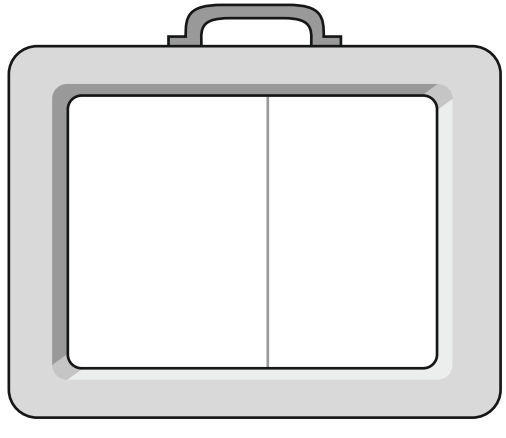

50

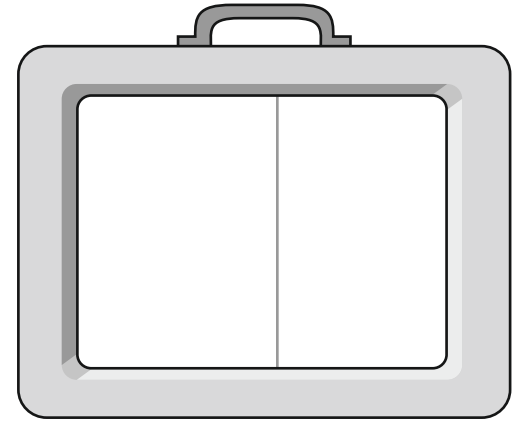

40

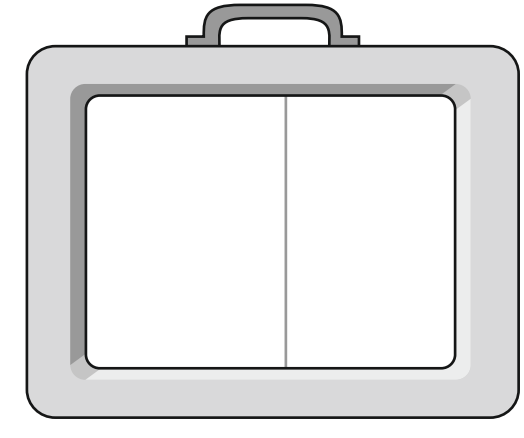

Circle the smallest number in each row.

A hnuai tlar tin atang hian nambar te ber thaibial rawh.

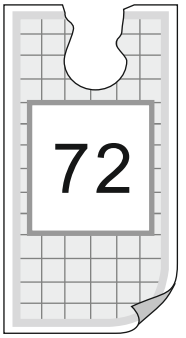

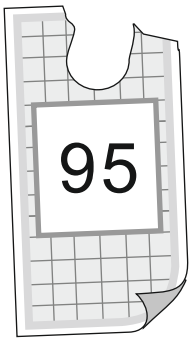

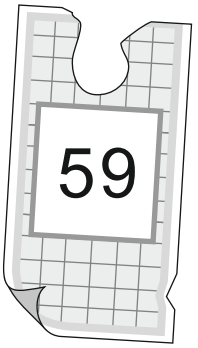

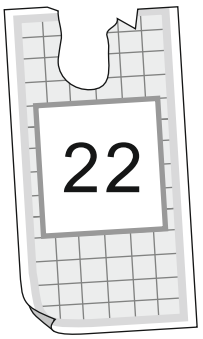

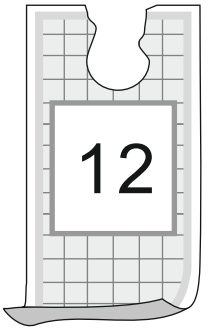



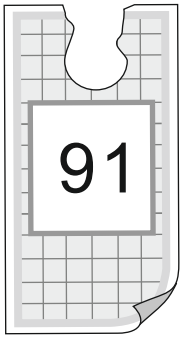

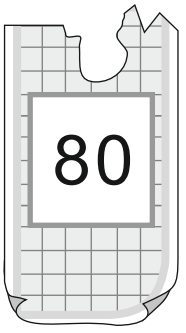

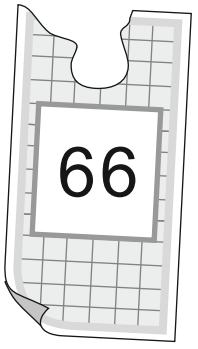

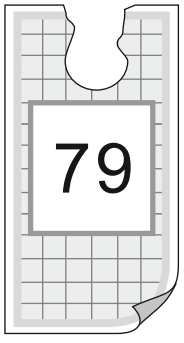

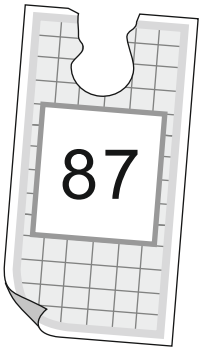

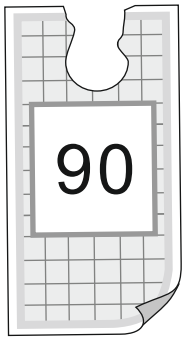

Draw the rods and cubes. Circle the largest number.

Rods leh cubes lem siamin, a hnuai nambar zat zel hi siam la, nambar lian ber thaibial rawh.

26

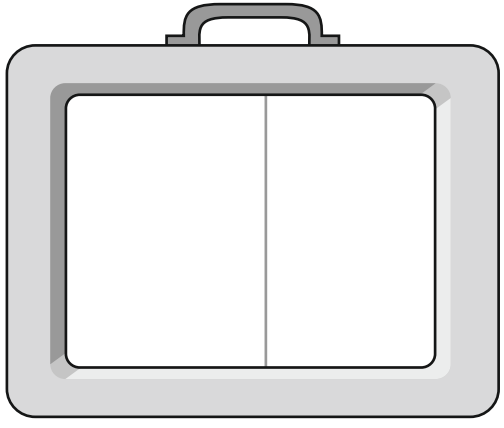

25

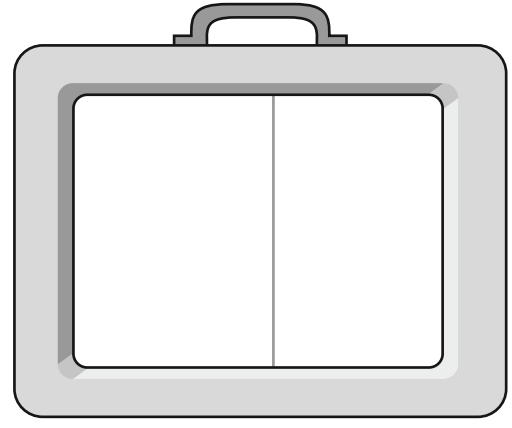

36

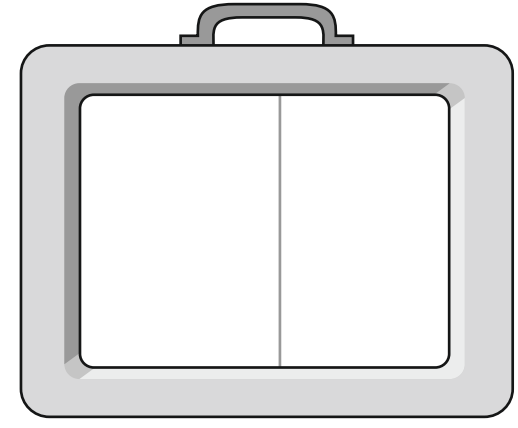

30

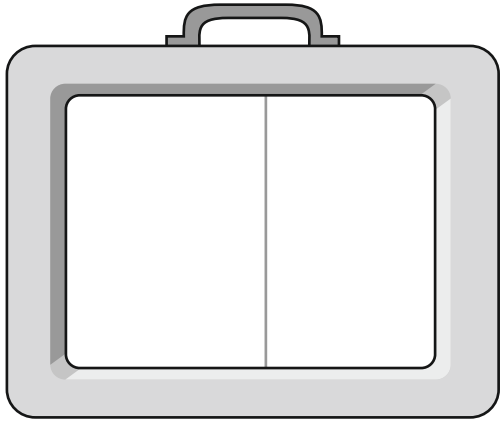

50

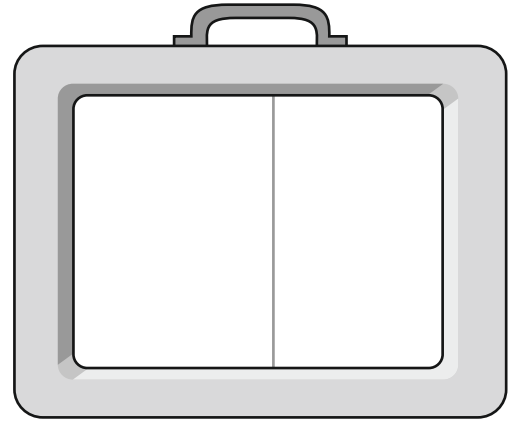

40

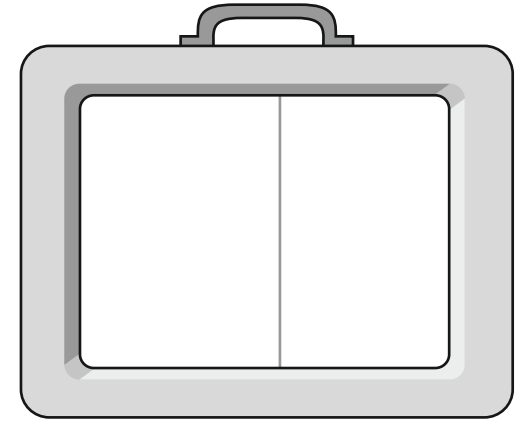

Circle the largest number in each row.

A hnuai tlar tin atang hian nambar lian ber thaibial rawh.

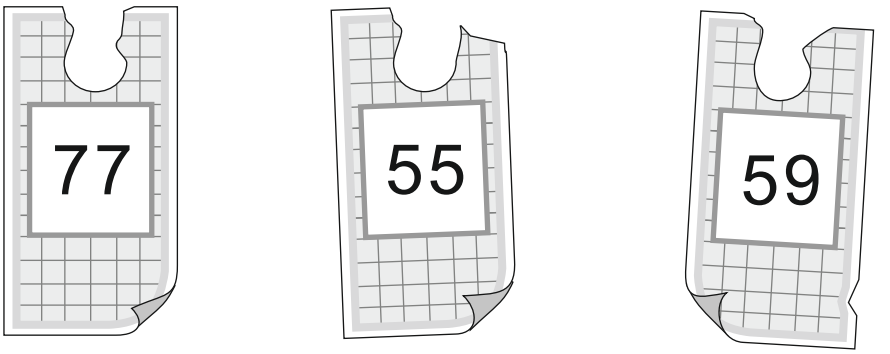

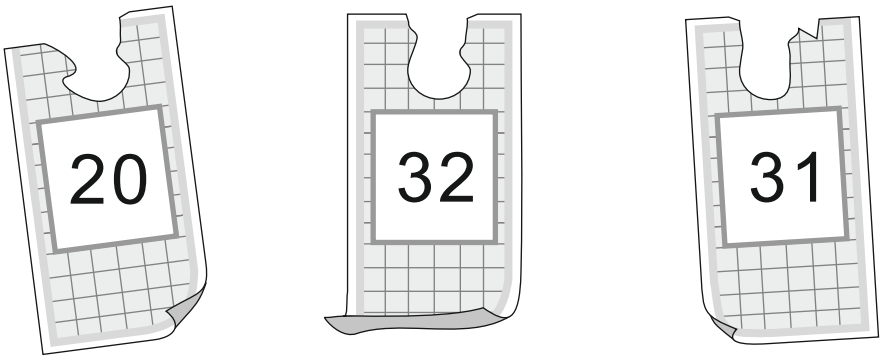

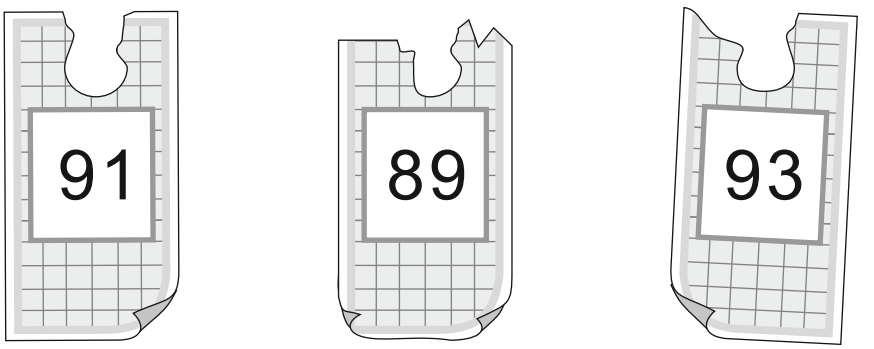

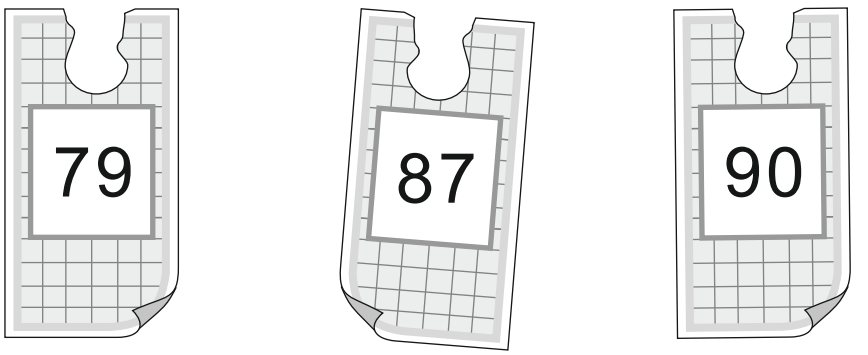

Write the numbers in increasing order.

A hnuaia nambar te hi a lian lam zel atanga indawt in ziak rawh.

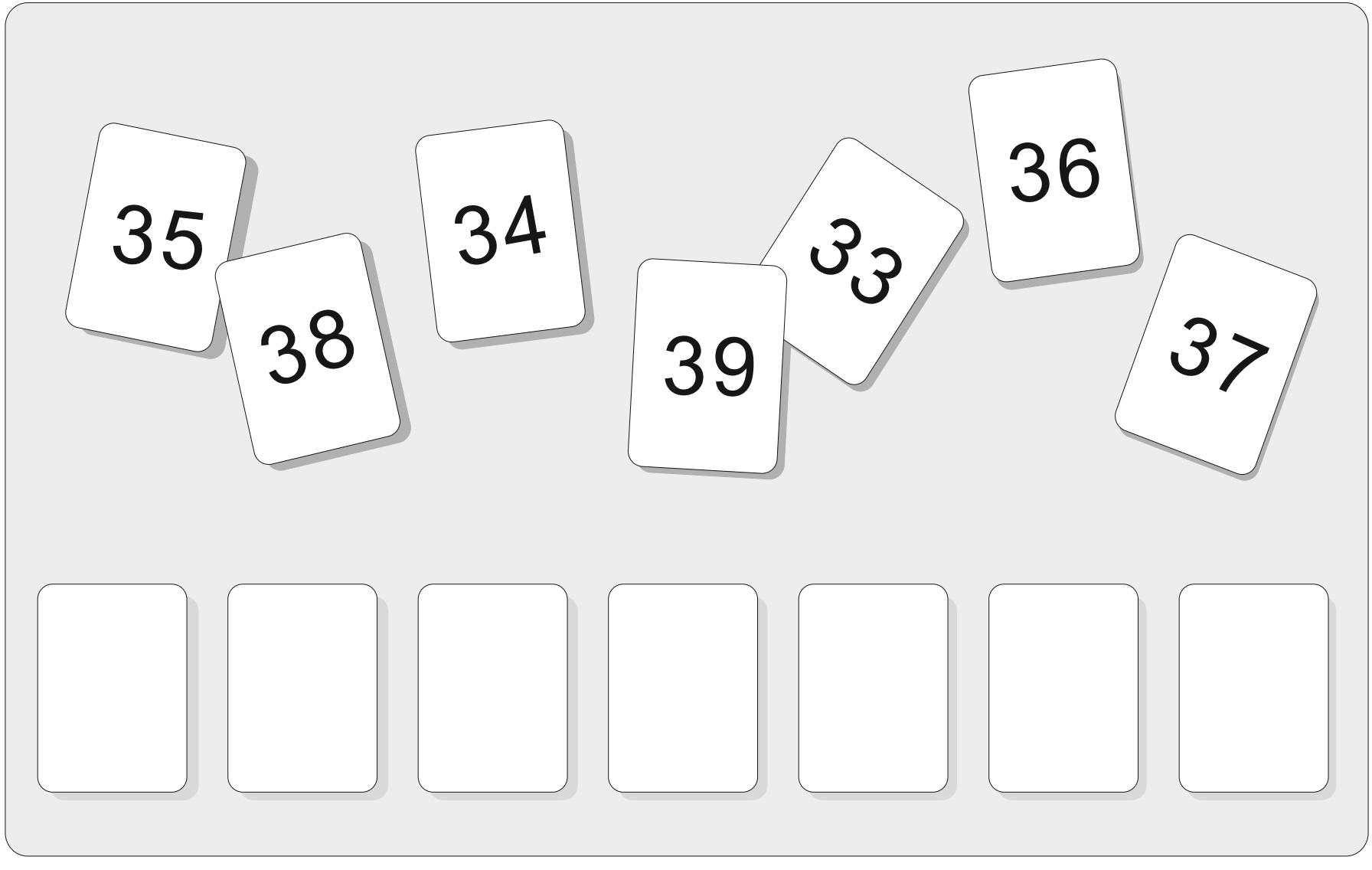

Write the numbers in increasing order.

A hnuaia nambar te hi a lian lam zel atanga indawt in ziak rawh.

32 , 33 , 35 , 34 , 36 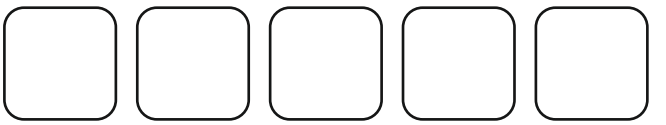

10 , 12 , 9 , 11 , 13 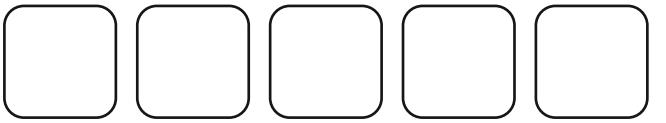

81 , 80 , 79 , 78 , 77 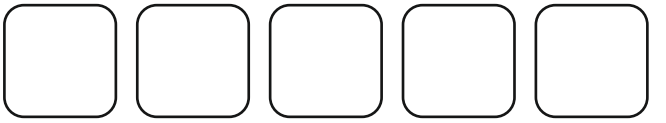

95 , 98 , 97 , 99 , 96 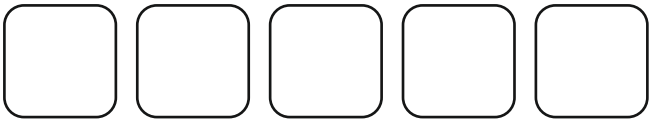

51 , 50 , 52 , 54 , 53 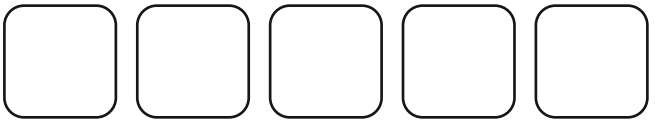

68 , 67 , 66 , 70 , 69 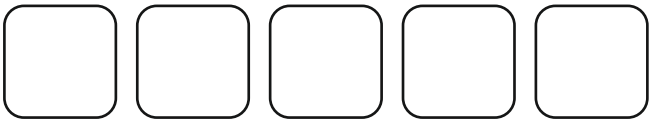

38 , 39 , 40 , 41 , 42 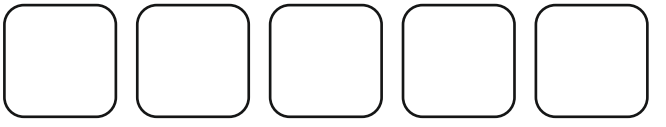

Write the numbers in sequence.

A hnuaia nambar te hi a indawt danin ziah zawm rawh.

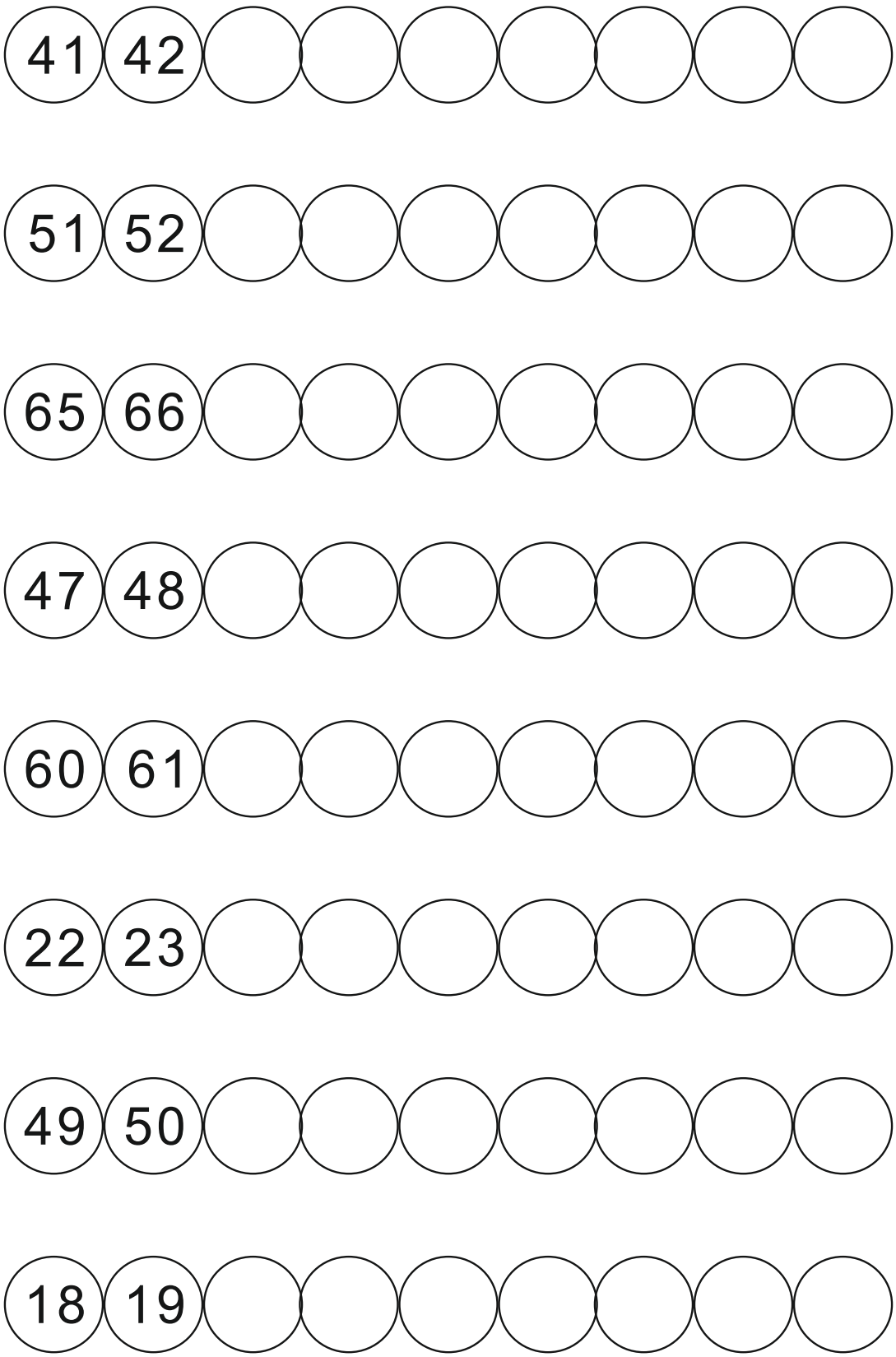

Write the number that follows the given number.

A hnuaia nambar te hi an mahni zuitu, an hma chiaha nambar awm ziak rawh.



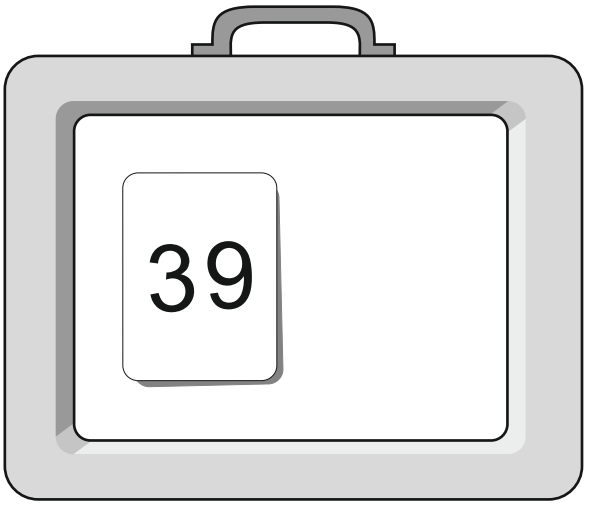









Write the next number.

Anmahni dawt chiah a nambar awm ziak rawh.









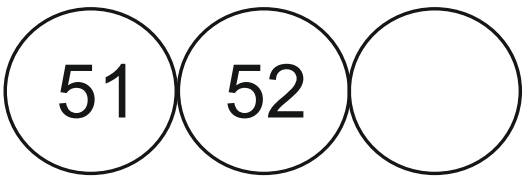











Each one picked one number card. Write the previous number on the slate.

Mi pakhat zelin nambar card pakhat an la ang a.
slate a nambar inziakte hi an hma chiah a nambar awm ziak rawh.

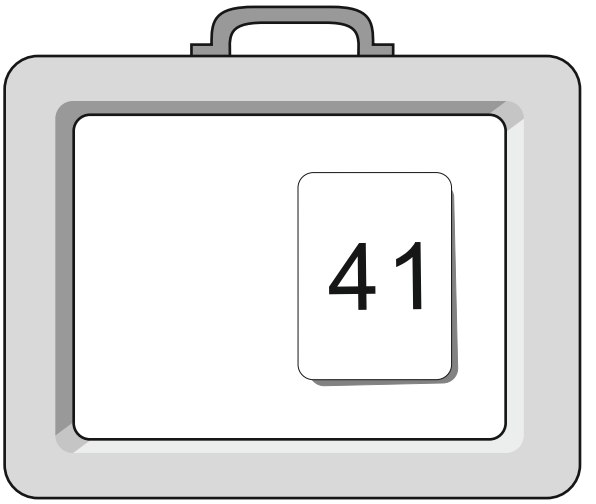

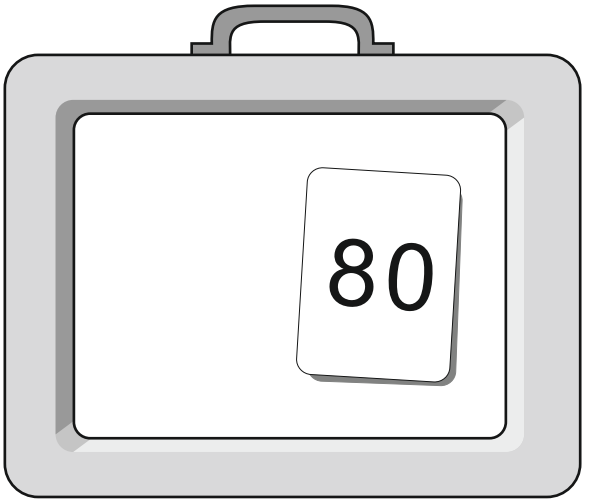







Write the preceding number.

A hnuai a nambar te hi an hma chiah a nambar awm ziak rawh.







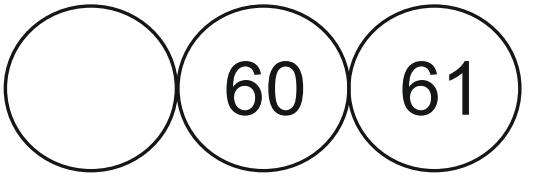



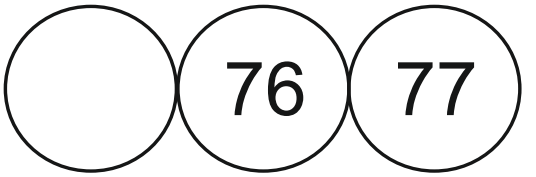









Draw as many plugs as the number being added. Write the sum.

A hnuai nambar kan la belh tur ang zat zel khu bawm chhungah khuan plugs siam la, an belhkhawm ziak rawh.

$$\begin{array}{r} 6 \\ +\ 4 \\ \hline 10 \end{array}$$

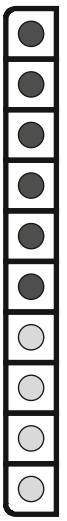

$$\begin{array}{r} 5 \\ +\ 5 \\ \hline \square \end{array}$$

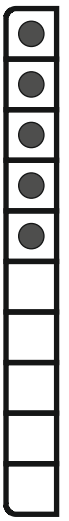

$$\begin{array}{r} 7 \\ +\ 3 \\ \hline \square \end{array}$$

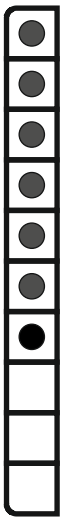

$$\begin{array}{r} 8 \\ +\ 2 \\ \hline \square \end{array}$$

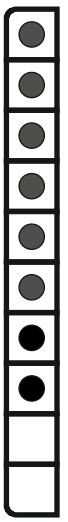

$$\begin{array}{r} 9 \\ +\ 1 \\ \hline \square \end{array}$$

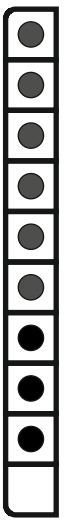

Number	First Part	Second Part
10	5	
10	6	
10	7	
10	8	
10	9	

Draw plugs and complete 10. Look at the two parts and write it as two additions and two subtractions.

A hnuaia plugs (bial chhung la dum ve lo) te khu sawm tling turin a hma a plugs awm nen khuan belh khawmin siam la. Pahnih (2) siam a te chu chi hnih a siamin belhna pahnih leh paihna (subtraction) pahnih(2) in siam rawh.

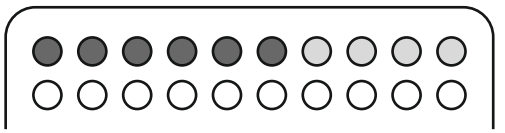

6 + 4 = 10

4 + 6 = 10

10 − 6 = 4

10 − 4 = 6

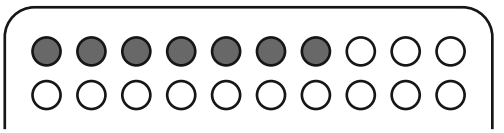

□ + □ = □

□ + □ = □

□ − □ = □

□ − □ = □

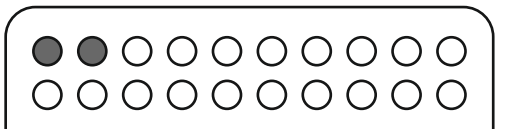

□ + □ = □

□ + □ = □

□ − □ = □

□ − □ = □

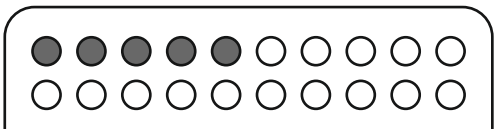

□ + □ = □

□ + □ = □

□ − □ = □

□ − □ = □

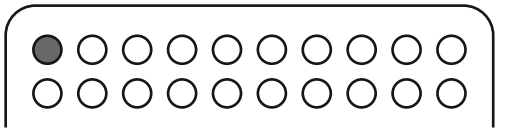

□ + □ = □

□ + □ = □

□ − □ = □

□ − □ = □

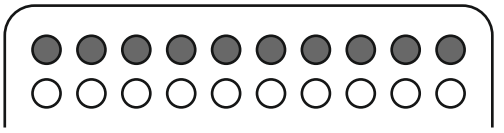

□ + □ = □

□ + □ = □

□ − □ = □

□ − □ = □

Add plugs to make 10. Write it as two additions and two subtractions.

A hnuaia mi hi sawm(10) siam turin plugs dah belh la. Chumi atang chuan belhna (addition) leh paihna (subtraction) chi hnih turin siam rawh.

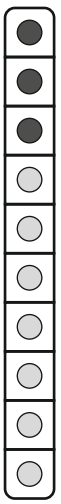

3 + 7 = 10

7 + 3 = 10

10 − 3 = 7

10 − 7 = 3

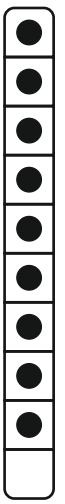

__ + __ = __

__ + __ = __

__ − __ = __

__ − __ = __

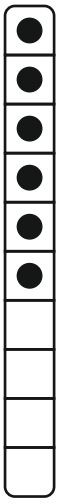

__ + __ = __

__ + __ = __

__ − __ = __

__ − __ = __

__ + __ = __

__ + __ = __

__ − __ = __

__ − __ = __

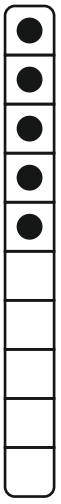

__ + __ = __

__ + __ = __

__ − __ = __

__ − __ = __

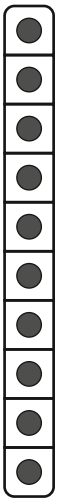

10 + 0 = 10

__ + __ = __

__ − __ = __

__ − __ = __

Draw as many plugs as the number which is added. Write the sum.

A hnuai nambar kan belh tur zat zel plugs siam belh la,
an belhkhawm zat ziak rawh.

$$\begin{array}{r} 6 \\ +\ 4 \\ \hline 10 \end{array}$$

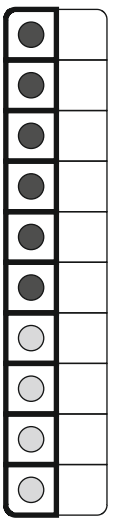

$$\begin{array}{r} 6 \\ +\ 5 \\ \hline \square \end{array}$$

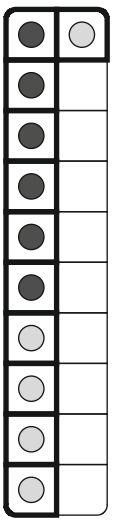

$$\begin{array}{r} 6 \\ +\ 6 \\ \hline \square \end{array}$$

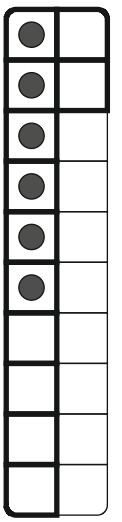

$$\begin{array}{r} 7 \\ +\ 3 \\ \hline \square \end{array}$$

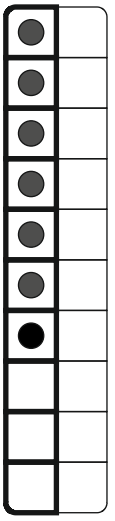

$$\begin{array}{r} 7 \\ +\ 4 \\ \hline \square \end{array}$$

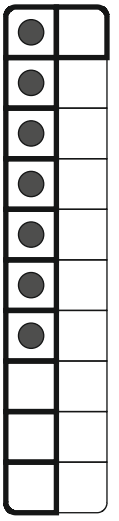

$$\begin{array}{r} 7 \\ +\ 5 \\ \hline \square \end{array}$$

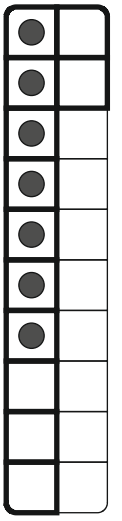

$$\begin{array}{r} 7 \\ +\ 6 \\ \hline \square \end{array}$$

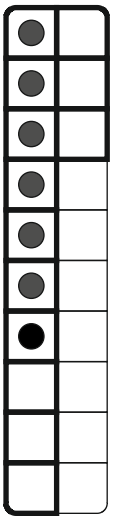

$$\begin{array}{r} 7 \\ +\ 7 \\ \hline \square \end{array}$$

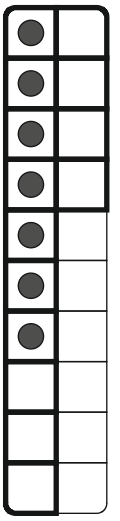

Draw and colour as many plugs as the number being added. Write the sum.

Nambar belh tur ang zat zel khu plugs siamin chei bawk la,
an belhkhawm zat ziak bawk rawh.

$$8 + 2 = \boxed{10}$$

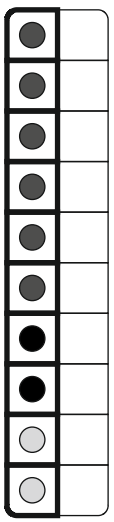

$$8 + 3 = \square$$

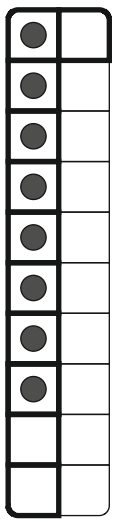

$$8 + 4 = \square$$

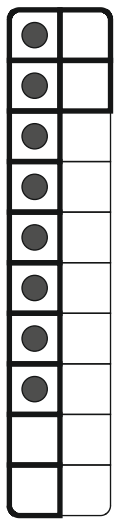

$$8 + 5 = \square$$

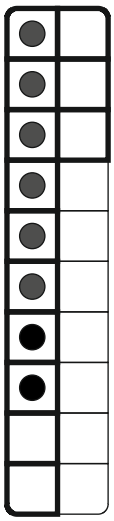

$$8 + 6 = \square$$

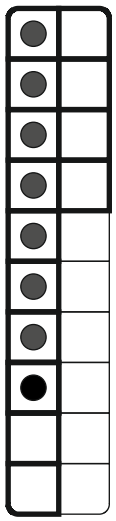

$$8 + 7 = \square$$

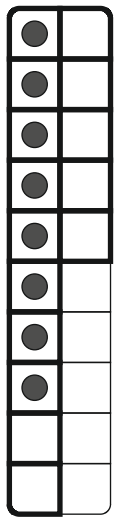

$$8 + 8 = \square$$

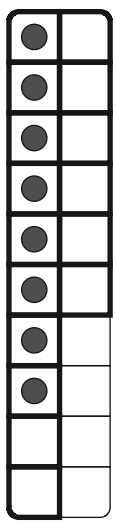

Draw and colour as many plugs as the number being added. Write the sum.

Nambar belh tur ang zat zel khu plugs siamin chei bawk la,
an belhkhawm zat ziak bawk rawh.

$$9 + 1 = \boxed{10}$$

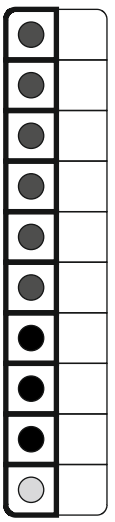

$$9 + 2 = \square$$

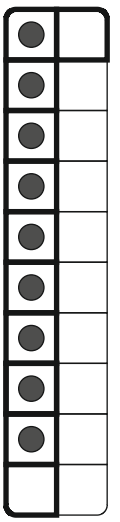

$$9 + 3 = \square$$

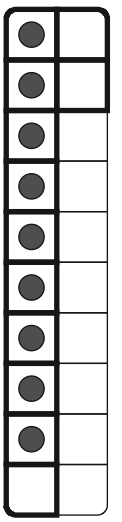

$$9 + 4 = \square$$

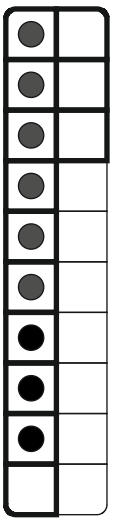

$$9 + 5 = \square$$

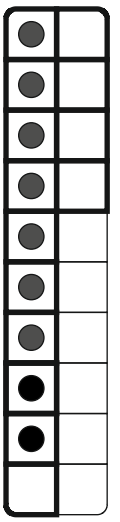

$$9 + 6 = \square$$

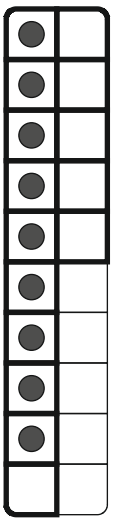

$$9 + 7 = \square$$

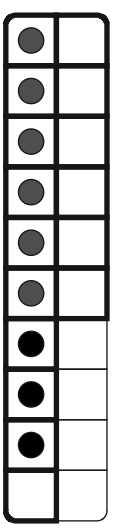

$$9 + 8 = \square$$

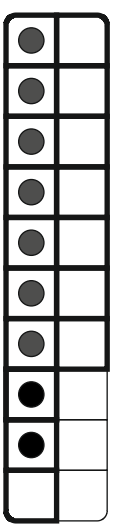

$$9 + 9 = \square$$

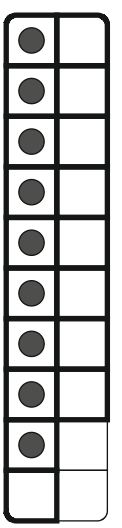

ADDING MACHINE

BELHNA KHAWL

+	0	1	2	3	4	5
0	0	1	2	3	4	5
1	1				5	
2	2			5		
3	3		5			
4	4	5				
5	5					

ADDING MACHINE

BELHNA KHAWL

+	0	1	2	3	4	5	6	7	8	9	10
0											10
1										10	
2									10		
3								10			
4							10				
5						10					
6					10						
7				10							
8			10								
9		10									
10	10										

Number	First Part	Second Part
11	10	
11	9	
11	8	
11	7	
11	6	
12	10	
12	9	
12	8	
12	7	
12	6	

Number	First Part	Second Part
13	10	
13	9	
13	8	
13	7	
13	6	
14	10	
14	9	
14	8	
14	7	
14	6	

Number	First Part	Second Part
15	10	
15	9	
15	8	
15	7	
16	10	
16	9	
16	8	
17	10	
17	9	
18	9	

What happened first? What later? Write the sequence of the pictures.

A hnuaia infiamna a lem atanga kan hmuh ang khuan, khelh anih atanga tih hmasak a nih dan indawtin nambar pe chho rawh.

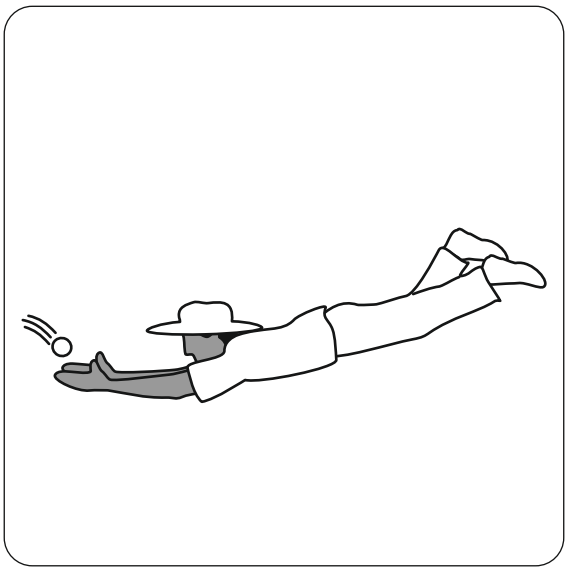

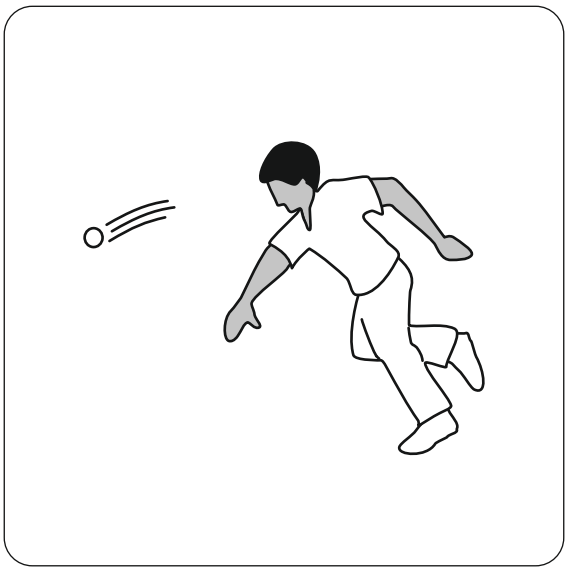





Write the sequence of the pictures.

Milem te hi in rem dan tur dik, naupan atanga upat thlenga hmel awm dan indawtin nambar pe in ziak rawh.









Draw the missing pictures in the sequence.

A hnuaia milem te khu bawm ruakah khuan a indawt dan ang zelin ziah zawm rawh.



Using the coins make each number in different ways. Draw the pictures.

A hnuaia nambar te hi pawisa thir nawi hrang hrangah siam in, a lem ziak rawh.

1

2

2

3

3

Using the coins make each number in different ways. Draw the pictures.
A hnuaia nambar te hi pawisa thir nawi hrang hrangah an nambar zat ang theuha siam in, a lem ziak rawh.

4

4

4

5

5

5

5

Using the coins make each number in different ways. Draw the pictures.

A hnuaia nambar te hi pawisa thir nawi hrang hrangah an nambar zat ang theuha siam in, a lem ziak rawh.

6

6

6

6

6